

# tanggung\_2020\_IOP\_Conf.\_Ser.\_ \_Mater.\_Sci.\_Eng.\_879\_012065\_ 1.pdf *by*

---

**Submission date:** 25-Apr-2021 03:46PM (UTC+0700)

**Submission ID:** 1568986372

**File name:** tanggung\_2020\_IOP\_Conf.\_Ser.\_Mater.\_Sci.\_Eng.\_879\_012065\_1.pdf (375.32K)

**Word count:** 3252

**Character count:** 17565

PAPER • OPEN ACCESS

3

## Analysis of Expert System Lung Disease Diagnosis System of Web-Based Disease in Cihaur Puskesmas

To cite this article: A S Sitanggang *et al* 2020 *IOP Conf. Ser.: Mater. Sci. Eng.* **879** 012065

View the [article online](#) for updates and enhancements.

## Analysis of Expert System Lung Disease Diagnosis System of Web-Based Disease in Cihaur Puskesmas

A S Sitanggang<sup>1\*</sup>, A D Damarullah<sup>2</sup>, Wartika<sup>3</sup>

<sup>1,2,3</sup>Departemen Sistem Informasi, Universitas Komputer Indonesia, Indonesia

Email : \* andri.sahata@email.unikom.ac.id

**Abstract.** One of the causes of death in humans is lung disease, namely cancer. Data from the Indonesian Cancer Information & Support Center (CISC) shows lung cancer is the number one cancer killer with a total of 14 percent of cancer deaths. The death rate due to lung cancer in Indonesia even reaches 88%. That must be considered to be one of human efforts in maintaining health in the lungs. Handling that can be done is to check early to be able to avoid or treat the lung disease. The existence of an expert system provides a solution to overcome this. Expert system is a computer system that stores knowledge, facts, reasoning and experience from an expert that is used to solve problems in a particular field, especially for lung disease. The purpose of this research is to design an expert system of web-based lung disease diagnosis that can help the public to carry out consultations about lung disease anywhere without having to come directly to the hospital or puskesmas /clinic. The method used is descriptive method and action. In designing the expert system, the method used is the method of object-oriented approach and prototype development method. With this expert system, it will be easier for the public to obtain information about lung disease, help the public and doctors to diagnose lung disease, and help doctors supervise the treatment of patients and the public.

### 1. Introduction

Tuberculosis (TB) or Cancer is a major global health problem as a leading cause of death for millions of people every year worldwide after the Human Immunodeficiency Virus (HIV). World Health Organization (WHO) data in 2014 showed that Tuberculosis (TB) and Cancer killed 1.5 million people in the world. Technology in the form of an expert system that can be used as a tool that can help the public in preventing the occurrence of diseases of the lungs and how to deal with it if someone is experiencing the disease[1][2]. Expert system is an Artificial Intelligence program that combines knowledge base with inference engine. This is a part of high-level specialized software, which seeks to duplicate the functions of an expert in a particular field of expertise, especially in medicine. The expert system can be used to predict lung disease in order to find out how to diagnose lung disease in humans so appropriate treatment can be carried out in accordance with the characteristics of the disease found in the child [3].

Some research has been done in making a system aimed at diagnosing lung disease, namely research with an expert system of diagnosing lung disease in children. This study is a research that makes an expert system using the Dempster Shafer method. Research with this method produces a mathematical theory for proof based on belief functions and plausible reasoning, which is used to combine separate pieces of information (evidence) to calculate the likelihood of an event [3]. However, a research is carried out only on objects of research of children and is limited to one place of research conducted at one hospital, whereas for lung disease that occurs not only among children,



Content from this work may be used under the terms of the [Creative Commons Attribution 3.0 licence](https://creativecommons.org/licenses/by/3.0/). Any further distribution of this work must maintain attribution to the author(s) and the title of the work, journal citation and DOI.

Published under licence by IOP Publishing Ltd

mostly suffered by adults, and is required application socialization to the public as an early prevention that can be done independently. Other research is an evaluation model of information services hospital[3]. This research resulted in an information system that covers all services provided by the hospital to patients with lung disease. This system greatly facilitates scheduling, patient tracking, film maintenance and tracking, coding, reporting results, and creating accounts/bills[3]. However, the system used only covers hospital administration activities or focuses on patient care and does not provide direct treatment services for lung disease. To support this research, one of the basics in creating a model / application that can be used by this study is an expert system for identifying lung diseases in humans using Visual Basic 6.0 programming. This research provides technical references in making applications, namely the algorithmic method used in making modules/application functions and report forms used as information media. However, using an application requires some additional resources such as a laptop or computer. To complete this research, we need an application that is tailored to the needs of the public. Applications made accessible to the public as an information center[4], especially for handling lung diseases. The application used is a web-based, so that the public can access anywhere, anytime, and anyone without having to have the problem of costs in handling this disease.

Therefore, from some of the research studies above, an approach/method/system that can be adapted to the development of technology and public needs is needed. This study aims to produce an expert system using web programming languages. The application of this expert system will make the public aware of the importance of lung health and make it easier for the public to get information without having to come to a lung specialist (expert). The creation of this system is expected to provide enough information for users to ensure that users have lung disease or not. This system is also expected to help the work of experts or doctors in diagnosing lung disease, provide sufficient information for patients before consulting with experts, and can oversee the treatment carried out by patients, so that these patients can make maximum treatment and healing.

## 2. Method

In building a system to support this research, we used descriptive research methods and actions. The depiction of the method can be seen in Figure 1.



**Figure 1.** Method[5].

In this study the primary data source was obtained from direct observations and interviews with the UPTD Puskesmas Cihaur, while the secondary data were documents at the UPTD Puskesmas Cihaur relating to the research conducted.

### 2.1 Primary Data Sources

Primary Data is the data in the form of text from interviews and obtained through interviews with informants who are being sampled in their research. The primary data source of this study was obtained from observations and interviews from the UPTD Puskesmas Cihaur [5].

### 2.2 Observation

Observation activities include systematic recording of events, behaviors, objects seen, and other things needed to support the research being carried out. In this study, researchers conducted direct observations at UPTD Puskesmas Cihaur [5][6].

### 2.3 Interview

Interview is a way of collecting data by conducting questions and answers to informants related to the research. In this study, we conducted interviews with parties in the Cihaur Health Center UPTD. The list of questions asked is as follows[6], what is the patient's procedure for examining doctors? What are the diseases related to the lungs? What are the symptoms associated with lung disease? How to deal with lung disease? What medicines must be consumed? [7].

### 2.4 Secondary Data Sources

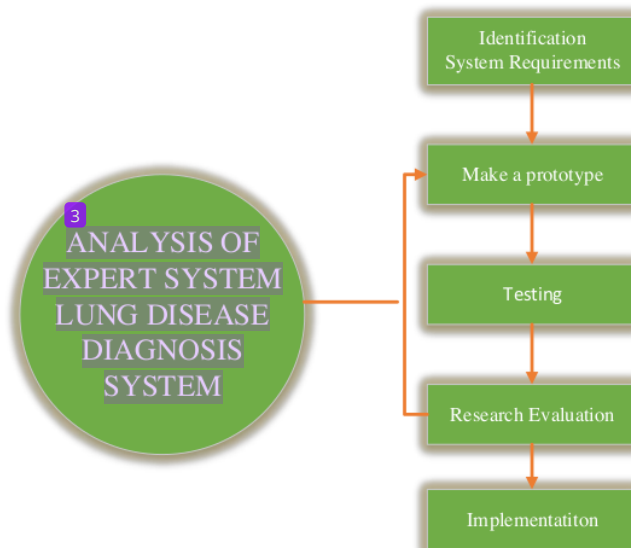
Secondary data is data that is already available and can be obtained by researchers by reading, seeing, and listening. In this study, secondary data obtained from the UPTD Cihaur Health Center is a brief historical document, vision and mission, job description, lung disease case finding data, lung disease data, and their symptoms and treatment.

### 2.5 Approach Method

In this study the system approach method used is the object approach method using use case diagrams, use case scenarios, activity diagrams, sequence diagrams, class diagrams, deployment diagrams, and component diagrams as a tool in designing the system created.

### 2.6 Systems Development Method

For the method of system development using the prototype development method and can be seen in Figure 2.



**Figure 2.** Systems Development Method[8].

In applying this research, we used the prototype development method. The prototype used makes it easy for people to use the application. Where with prototype can be evaluated repeatedly until the application has been able to meet the needs of the public in the treatment of lung disease. The following are activities carried out in accordance with the method of developing a prototype:

### 2.7 Identify system requirements.

Identification of needs is done in 3 stages, namely interviews, observation, and gathering documentation. This is done with the aim that the system being built can be adjusted to the data collection done. And the data collected is used as a tool for analysis and testing of the system[9].

### 2.8 Make Prototype.

This stage consists of 3 stages, namely creating a database design. The purpose of this design is to build tables that will be connected with the application being built. The table created is used for data storage, as a process of processing application functions and report processing. The second is to make interface design; it is intended to describe the process in general as to what applications will be built. At this stage it can be tailored to the needs of users. In this case the user is the public and doctors. Third is making the program code to build application functions into the interface that has been made[9].

### 2.9 Testing

Testing that is applied in this stage uses black box testing, including testing functions, interfaces, inputs, processes, and application output in accordance with the required specifications. As for the testing plan conducted, among others[9][10] such as login form, List Form, Disease Addition Form, Symptom Add Form, Drug Add Form, Rule Add Form, Consultation Form, Prescription Add Form, Development Form, Edit Functions, Delete Function, and Output.

### 2.10 Research Evaluation

For this stage an evaluation is carried out by applying it to the public or at the place where the research is conducted. Each public will be given an application that can be accessed. Therefore, the use can be done directly. Evaluation is given through a questionnaire that is given with a number of questions related to the application function applied. The public can provide criticism and suggestions for existing applications. Therefore, the input provided by the public is used as a benchmark in further application improvements.

### 2.11 Implementation

After passing the testing process and the application can run well. Then the application can be applied by the public.

## 3. Results and Discussion

Based on the problems that occur, the plan described is carried out with several considerations as shown below at Figure 3.

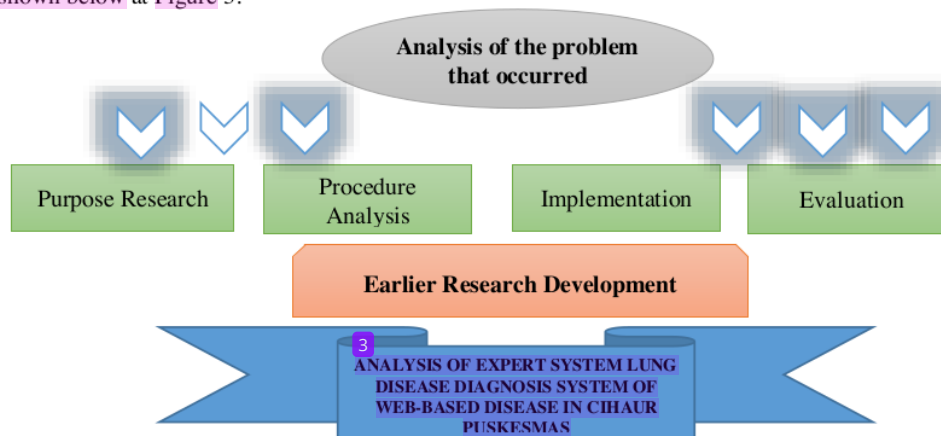


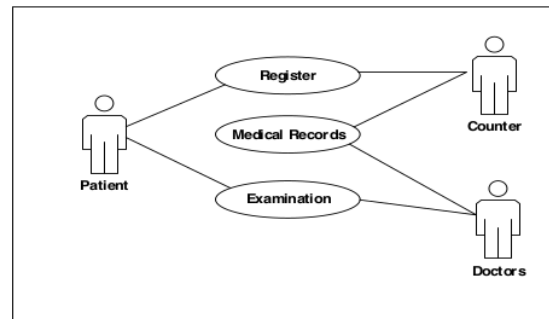
Figure 3. Result And Discussion[5].

### 3.1 Purpose Research

After determine the problems that occur, this study has the following uses for helping doctors to carry out checks regarding lung disease, helping patients to find out the type of illness suffered, its causes, and how to treat it, and increase public knowledge about lung disease as a medical support for puskesmas.

### 3.2 Procedure Analysis

The procedure that runs the patient must come first to the health centre to do the examination, the patient goes to the counter to register, after that only checked by the doctors and the results of the examination by the doctors given to the counter. To describe it can be seen in Figure 4.



**Figure 4.** Use case in Progress.

### 3.3 Actor Definition and Descriptions.

The actors involved are the patient, the ticket window, and the doctor. These actors were directly involved in conducting the examination that occurred at the Cihaur Puskesmas. Table 1 shows the definition of the actor of the running system.

**Table 1.** Actor Definition and Descriptions.

No	Actor	Description
1	Patient	The person doing the examination.
2	Counter	The duty is to carry out patient administration services.
3	Doctors	Section in charge of carrying out examination of the disease.

### 3.4 Use case Definition dan Description.

The functions contained in the examination process that occurs after the patient has a lung disease. This function is based on procedures/systems that are running at the Cihaur Puskesmas. Table 2 shows the definition of the use case of the running system.

**Table 2.** Use case Definition dan Description.

No	Use case	Description
1	Register	Registration is the process of patients registering to do the examination.
2	Examination	The process of examination of the disease experienced by patients by doctors.
3	Medical records	The process of recording the disease and symptoms suffered by the patient.

### 3.5 Implementation

The implementation phase is the application of the system design that has been created and the system is ready to be put in place and operated [11][12]. The software used to implement the system is as follows web browser, Operation System, and Hardware, use a Pentium 4 minimal processor, RAM minimal 512 MB, hardisk minimal 250 GB.



### 3.6 Previous research

To complement the current research, some guidance is needed in developing the system that has been carried out by other studies, so that researchers can now maximize the functions built specifically to make tracking systems. (Table 3).

**Table 3.** Previous Research

Name of Researcher	Titles	Function	Problems
Sri Rahayu	Sistem Pakar Diagnosa Penyakit Paru-Paru Pada Anak Dengan Metode Dempster-Shafer.	Generate an application using the Dempster-Shafer method, where the method is used as a recommendation in the management of lung disease in children.	Symptoms arising from lung disease are only based on age in children which is likely to be different from adults. The number of diseases studied is only limited to 5 types of lung disease,
Eli Rosmita Ritonga, Muhammad Dedi Irawan	Pengembangan Model Sistem Informasi Rumah Sakit Pada Instalasi Radiologi Rawat Jalan Untuk Mendukung Evaluasi Pelayanan Di Rumah Sakit Paru Dr. Ario Wirawan Salatiga.	Generate an administrative handling service application for lung disease services,	Limited to administrative activities, no information on handling lung disease is given to the public.
Andri Saputra	Sistem Pakar Identifikasi Penyakit Paru-Paru Pada Manusia Menggunakan Pemrograman Visual Basic 6.0.	Generates a desktop-based expert application,	Requires resources in implementing the application. So, it cannot be accessed by all groups of people.

Moreover, the previous research provides the need for applications that will be made for the public, puskesmas, clinics, and doctors. From the applications that are made can be added functions that have not been provided so that the handling of lung disease can be prevented properly.

### 3.7 Evaluation

Based on the description of the running system, the running system can be evaluated using table 4.

**Table 4.** Evaluation

No	Problems	Part	Proposed
1	Less of lung specialist.	Doctors.	Make a consultation menu on the application that can help doctors or the public in diagnosing lung disease.
2	Less of awareness and knowledge of lung disease.	Public.	Create an information menu that can provide knowledge about lung disease.



No	Problems	Part	Proposed
3	There is no media used for recording medical records for doctors.	Public	Make a medical record menu that can record patient examination results.
4	Lack of supervision of treatment carried out to the patient.	Patient/ puskesmas, clinics, doctors.	Create a medical record menu that can be used as a media for monitoring patient medication.

#### 4. Conclusion

With this application that is the consultation menu, it will help doctors and the public in diagnosing lung disease. Therefore, the public can find the information related to the lung disease that is being suffered based on the symptoms experienced and provide knowledge about lung disease to public.

#### Acknowledgment

Thank you to the Puskesmas Cihaur which has given time in cooperation for making this application and the Universitas Komputer Indonesia who have supported this research activity.

#### References

- [1] Hastuti, T., & Ibrahim, K. 2017. Analisis Spasial, Korelasi Dan Tren Kasus TB Paru BTA Positif Menggunakan Web Sistem Informasi Geografis Di Kota Kendari Tahun 2013 2015. (*Jurnal Ilmiah Mahasiswa Kesehatan Masyarakat*), **1**(3).
- [2] Sun, W., Gong, J., Zhou, J., Zhao, Y., Tan, J., Ibrahim, A. N., & Zhou, Y. 2015. A spatial, social and environmental study of tuberculosis in China using statistical and GIS technology. *International journal of environmental research and public health*, **12**(2), pp. 1425-1448.
- [3] Rahayu, S. 2009. *Pengembangan Model Sistem Informasi Rumah Sakit Pada Instalasi Radiologi Rawat Jalan Untuk Mendukung Evaluasi Pelayanan Di Rumah Sakit Paru Dr. Ario Wirawan Salatiga* (Doctoral dissertation, Program Pasca Sarjana Universitas Diponegoro).
- [4] Saputra, A. 2011. Sistem Pakar Identifikasi Penyakit Paru-Paru Pada Manusia Menggunakan Pemrograman Visual Basic 6.0. *Jurnal Teknologi Dan Informatika (Teknomatika)*, **1**(3).
- [5] Sitanggang, A. S., & Kusumaningrum, S. V. 2019, November. E-Tracking Application for Reporting Information System. In *IOP Conference Series: Materials Science and Engineering* **662**(2), p. 022015. IOP Publishing.
- [6] Mauluddin, S., Hasugian, L. P., & Sitanggang, A. S. 2018. Automation Lecture Scheduling Information Services through the Email Auto-Reply Application. *International journal of advanced computer science and applications*, **9**, pp.291-297.
- [7] Sitanggang, A. S., & Syafariani, R. F. The Analysis of Application Information System as E-Bussiness Go-Baby Application Of Child Care In Bandung.
- [8] Fenny Syafariani, R., Sitanggang, A. S., & Hasti, N. 2019. Coral Reef Cultivation Through Online Donations. *Journal of Computational and Theoretical Nanoscience*, **16**(12), pp. 5352-5359.
- [9] Sujana, A. P., Sitanggang, A. S., & Maselena, A. 2018. Application of E-Transport through Android-Based Ticketing Applications. *Journal of Advanced Research in Dynamical and Control Systems*, **10**(13), pp.1786-1797.
- [10] Syafariani, R. F., Sitanggang, A. S., & Maselena, A. 2019. Application of Backend and Frontend Systems on Go-Baby Application in Bandung City. *International Journal of Recent Technology and Engineering (IJRTE)*, **7**(6S5), pp.125-131.
- [11] N. Hasti, Machdalena, and A. S. Sitanggang. 2019. Web-based information system of baby data management of integrated service post (Posyandu). *Int. J. Recent Technol. Eng.*, **7**(6), pp. 28-31.
- [12] Wahyuni, W., Fadryan, E. P., & Sitanggang, A. S. 2019. Web-Based Environmental Learning Information System in SMA Angkasa Lanud Husein Sastranegara Bandung. *Journal of Computational and Theoretical Nanoscience*, **16**(12), pp.5360-5363.

ORIGINALITY REPORT

---

10%

SIMILARITY INDEX

8%

INTERNET SOURCES

10%

PUBLICATIONS

%

STUDENT PAPERS

---

PRIMARY SOURCES

---

1

G C Pamuji, H Rongtao. "A Comparison study of DBScan and K-Means Clustering in Jakarta rainfall based on the Tropical Rainfall Measuring Mission (TRMM) 1998-2007", IOP Conference Series: Materials Science and Engineering, 2020

Publication

4%

2

A S Sitanggang, SV Kusumaningrum. "E-Tracking Application for Reporting Information System", IOP Conference Series: Materials Science and Engineering, 2019

Publication

4%

3

[sinta.ristekbrin.go.id](http://sinta.ristekbrin.go.id)

Internet Source

2%

---

Exclude quotes

Off

Exclude matches

< 2%

Exclude bibliography

On