

Clarivate
Web of Science™
Scopus®

ISSN: 2328-8272 (print)
ISSN: 2328-8280 (online)

Journal of Eastern European and Central Asian Research

International Affairs * Economics * Finance * Management * Marketing

Vol 10, No 1 (2023) - Special Issue



The Institute of Eastern Europe and Central Asia



Special issue dedicated to the 5th International Conference on Business, Economics, Social Sciences, and Humanities (ICOBEST) held on May 30-31, 2022, in Bandung, Indonesia.

MANUSCRIPTS

Workload, social support and burnout on employee performance

Lita Wulantika, Resti Mega Ayusari, Zoran Wittine

1-8

[Article In PDF](#)

Digitalization and informal MSME: Digital financial inclusion for MSME development in the formal economy

Siti Kurnia Rahayu, Isnar Budiarti, Dony Waluya Firdauas, Viktoria Onegina

9-19

[Article In PDF](#)

The Implementation of community-based Android application to accommodate public aspiration in economic activities in Indonesia

Rino Adibowo, Rahadi Rahadi, Ran Liu

20-30

[Article In PDF](#)

Modeling islamic marketing research using VOSviewer application: A bibliometric analysis

Rizky Jumansyah, Natasha Puspa Dewi, Eddy Soeryanto Soegoto, Senny Luckyardi, Sevdie Alshiqi
31-45

[Article In PDF](#)

The impact of the Russia-Ukraine war on the European Union economy

Andrias Darmayadi, Nikolay Megits
46-55

[Article In PDF](#)

The effect of profitability and corporate financial distress on auditor turnover in Indonesia

Surtikanti Surtikanti, Dean Subhan Saleh; Sharifah Norzehan Syed Yusuf; Rayna Ratu Nindyas, Sri Dewi Anggadini; Ali Jamaluddin
56-64

[Article In PDF](#)

Poverty reduction in Indonesia through utilization of social security fund application

Nia Karniawati, Yevi Andiani
65-73

[Article In PDF](#)

Regional competitive advantage of agriculture as the leading sector in Garut Regency, West Java province, Indonesia

Lia Warlina, Eddy Soeryanto Soegoto, Sri Supatmi; Dina Oktafiani; Rakhmat Jatnika
74-84

[Article In PDF](#)

Tourism development policy based on digital economy in Lombok national tourism destination

Poni Sukaesih Kurniati, Suryanto Suryanto
85-92

[Article In PDF](#)

Quality of Indonesia government financial statements

Sri Dewi Anggadini, Afif Syarifudin Yahya, Asep Saepudin, Surtikanti Surtikanti, Sari Damayanti, Eley Suzana Kasim
93-103

[Article In PDF](#)

Economic policy strategy for human resource development for the Regional House of Representatives members in Bandung Regency, West Java, Indonesia

Dewi Kurniasih, Sugianto Sugianto, Alya Rihhadatul

104-113

[Article In PDF](#)

Influence of economic factors on the share's value through the concepts of the life cycle: The case of Indonesia

Linna Ismawati, Inna Neskorodieva, Svitlana Pustovhar

114-124

[Article In PDF](#)

Economic growth and its influence on environment sustainability: A bibliometric analysis using VOSviewer application

Agis Abhi Rafdhi, Eddy Soeryanto Soegoto, Euis Neni Hayati, Herry Saputra, Raiswati Untsa Mega, Muhammad Ihsan Rifaldi

125-134

[Article In PDF](#)

Cibogohilir vellagers products and marketplace

Adeh Ratna Komala, Wati Aris Astuti, Abdul Razak Abdul Hadi

135-144

[Article In PDF](#)

Identity branding using knowledge management through the provision of scientific forums

Umi Narimawati, Syahrul Mauluddin, Dadang Munandar, Ran Liu

145-151

[Article In PDF](#)

Editorial Team

Editor-in-Chief

Dr. Mykola (Nikolay) Megits, Webster University, St. Louis, MO, United States (*WoS Publons Academy Certified Supervisor*)

Deputy Editor

Dr. Charlotte Davis, Concord University, Athens, WV, United States (*WoS Academy Certified Peer Reviewer*)

Chairman of Advisory Board

Dr. Julian Schuster, Webster University, St. Louis, MO, United States

Associate Editor - Africa

Dr. Daniel Francois Meyer, University of Johannesburg, South Africa

Associate Editor - Asia

Dr. Ran Liu, Central Connecticut State University, New Britain, CT, United States (*WoS Academy Certified Peer Reviewer*)

Associate Editor - Visegrad Four

Dr. Jitka Hilliard, Auburn University, AL, United States

Associate Editor - Middle East

Dr. Nazar Mustapha, Dillard University, New Orleans, LA, United States (*WoS Academy Certified Peer Reviewer*)

Associate Editor - North America

Dr. Natalya V Delcoure, TX A&M University - Kingsville, United States

Associate Editor - Ukraine

Dr. Inna Neskorođieva, V. N. Karazin Kharkiv National University, Ukraine

Copyeditors

Dr. John R. Dilyard, St. Francis College, NY, United States

Dr. Chu V. Nguyen, Davies College of Business University of Houston-Downtown, United States

Editorial Review Board

Dr. Mostafa E. AboElsoud, The British University in Egypt, Cairo **(WoS Publons Academy Certified Peer Reviewer)**

Dr. David Ahlstrom, The Chinese University of Hong Kong, Shatin, Hong Kong

Dr. Samila Amanyaoufpoor, California State University, Dominguez Hills, United States

Dr. Aini Suzana Ariffin, University Technology Malaysia, Kuala Lumpur, Malaysia

Dr. Ruth Chatelain-Jardon, Texas A&M - Kingsville, United States

Dr. Ayse Nilgun Balas, Virginia State University, United States

Dr. Kateryna Boichenko, Kyiv National Economic University, Ukraine

Dr. Olena Berezina, Cherkasy State Technological University, Ukraine **(WoS Publons Academy Certified Peer Reviewer)**

Dr. Mykola Durman, Kherson National Technical University, Ukraine **(WoS Academy Certified Peer Reviewer)**

Dr. Olena Durman, Kherson National Technical University, Ukraine **(WoS Academy Certified Peer Reviewer)**

Dr. Rafida M. Elobaid, Prince Sultan University, Riyadh, Saudi Arabia

Dr. Marites Maria Theresa B. Galing-Argonza, Richmindale College Arizona USA, UAE Campus

Dr. Mauricio Garita, Francisco Marroquin University, Business School, Guatemala

Dr. Aleksandr V. Gevorkyan, St. John's University, NY, United States

Dr. George Griffin, Spring Arbor University, MI, United States

Dr. James Hagen, Hamline University School of Business, St. Paul, MN, United States

Dr. A. Can Inci, Bryant University, United States

Dr. Anisul M Islam, University of Houston-Downtown, United States

Dr. M. Jagadeesha, K L University Business School-Vaddeswaram Guntur, India

Dr. Alfredo Jiménez, KEDGE Business School, Talence, France

Dr. Natalia Kharadze, Ivane Javakhishvili Tbilisi State University, Georgia (**WoS Academy Certified Peer Reviewer**)

Dr. Tea Kasradze, Caucasus International University, Tbilisi, Georgia (**WoS Publons Academy Certified Peer Reviewer**)

Dr. Ibrahim Keles, International Ataturk Alatoo University, Bishkek, Kyrgyzstan

Dr. Alex Kouznetsov, Torrens University, Australia

Dr. Thomas M. Krueger, TX A&M University - Kingsville, United States

Dr. Olga Kuznetsova, Manchester Metropolitan University, United Kingdom

Dr. Vasa László, Széchenyi István University, Hungary (**WoS Publons Academy Certified Peer Reviewer**)

Dr. Ran Liu, Central Connecticut State University, United States

Ms. Senny Luckyardi, Universitas Komputer Indonesia (**WoS Academy Certified Peer Reviewer**)

Dr. Azamat Maksudunov, Kyrgyz Turkish Manas University, Kyrgyzstan (**WoS Publons Academy Certified Peer Reviewer**)

Dr. Anna Matysek-Jędrych, Poznan University of Economics and Business, Poland

Dr. Natanya Meyer, North-West University, South Africa

Dr. Kimberly Millier, Grand Canyon University, AZ, United States

Dr. Arkadiusz Mironko, Indiana University East, IN, United States

Dr. Radu Munteanu, Touro University Worldwide, CA, United States (**WoS Academy Certified Peer Reviewer**)

Dr. Marcel Acker Natchia, New World University, Ivory Coast (**WoS Publons Academy Certified Peer Reviewer**)

Dr. Chittipa Ngamkroeckjoti, Assumption University, Bangkok, Thailand (**WoS Academy Certified Peer Reviewer**)

Dr. Jelena M. Lukić Nikolić, Modern Business School, Belgrade, Serbia (**WoS Academy Certified Peer Reviewer**)

Dr. Cecilia Olexová, University of Economics, Bratislava, Slovak Republic (**WoS Academy Certified Peer Reviewer**)

Dr. Viktoriya Onegina, Kharkiv National Technical University of Agriculture, Ukraine (**WoS Publons Academy Certified Peer Reviewer**)

Dr. Dea Pirtskhalaishvili, Ivane Javakhishvili Tbilisi State University, Georgia (**WoS Academy Certified Peer Reviewer**)

Dr. Nataliia Pavlenchyk, Lviv State University of Physical Culture, Ukraine (**WoS Academy Certified Peer Reviewer**)

Dr. József Poór, Szent István University, Hungary; J. Selye University, Slovakia

Dr. Milena Ratajczak-Mrozek, Poznań University of Economics and Business, Poland

Dr. Sanda Renko, University of Zagreb, Croatia

Dr. Alla Rosca, Edgewater Research LLC, United States

Dr. Rommel P. Sergio, Canadian University of Dubai, United Arab Emirates

Dr. Francis Schortgen, University of Mount Union, Alliance, OH, United States

Dr. Tihana Škrinjarić, Croatian National Bank, Croatia

Dr. Sylwia E. Starnawska, SUNY Empire State College, Saratoga Springs, NY, United States

Dr. Ivana Stulec, University of Zagreb, Croatia

Dr. Mike Szymanski, Moscow School of Management SKOLKOVO, Russian Federation

Dr. Hanna Trojanowska, Warsaw University of Technology, Poland

Dr. Alona Tiurina, National University of Life and Environmental Sciences of Ukraine, Ukraine (**WoS Academy Certified Peer Reviewer**)

Dr. Kamatchi Preethi Vasudevan, Vellore Institute of Technology, India (**WoS Academy Certified Peer Reviewer**)

Dr. Jonathan Ying, Purdue University Krannert School of Management, United States

Dr. Susan Zeidan, Zayed University, United Arab Emirates

ECONOMIC GROWTH AND ITS INFLUENCE ON ENVIRONMENT SUSTAINABILITY: A BIBLIOMETRIC ANALYSIS USING VOSVIEWER APPLICATION

Agis Abhi Rafdhi

Engineering and Computer Science Faculty, Universitas Komputer Indonesia, Indonesia

Eddy Soeryanto Soegoto

Economic and Business Faculty, Universitas Komputer Indonesia, Indonesia

Euis Neni Hayati

Engineering and Computer Science Faculty, Universitas Komputer Indonesia, Indonesia

Herry Saputra

Engineering and Computer Science Faculty, Universitas Komputer Indonesia, Indonesia

Raiswati Untsa Mega

Humanities Faculty, Universitas Komputer Indonesia, Indonesia

Muhammad Ihsan Rifaldi

Economic and Business Faculty, Universitas Komputer Indonesia, Indonesia

ABSTRACT

This study aims to identify the research development on economic growth and its influence on environmental sustainability. The method used is descriptive analysis with a qualitative approach. To gather the data, we used Publish or Perish software using economic growth and its influence on environmental sustainability as the theme from 2012 to 2022. VOSviewer software was used to create the visualization of research distribution data. The results show that the research had become a trend in seven years, from 2012 to 2018, with the highest publication in 2016, 136 articles. However, from 2019 to 2022, the research trend began to decline. In conclusion, this study can be considered valuable as it can be combined with other parameters to provide novelty in future research.

Keywords: economics; environment sustainability; publish or perish; VOSviewer

DOI: <http://dx.doi.org/10.15549/jeecar.v10i1.1071>

INTRODUCTION

Economic growth in an area can be influenced by many factors, including livelihood, education, social, and culture (Hanushek, 2020). For example, to measure the education effect on economic growth, it is

necessary to calculate the regression value of cross-country growth by analyzing the average annual growth of Gross Domestic Product (GDP). In addition, economic growth can have many impacts on life, especially on the environment (Umar et al., 2020). Investment, exports, and political power can

affect a country's economic growth. Realizing economic growth significantly impacts the environment, which is becoming increasingly polluted by its development (Fan & Hao, 2020). Therefore, research needs to be carried out in-depth to provide objective input on phenomena in a country. The amount of studies on economic growth and its impact on the environment needs to be examined to discover its relation to other terms. One of the tools to analyze the research topic is bibliometric analysis, which uses data from the Google Scholar website to be generated into mapping materials (Soegoto, E. S. et al. 2022). Bibliometric analysis is a method to obtain an overview of a research trend within a certain period of time to discover a new topic that can be studied more deeply (Soegoto, H. et al., 2022). Furthermore, a bibliometric analysis is important to visualize the distribution of research between terms, especially in the theme of economic growth and the environment (Luckyardi, S. et al. 2022).

Research conducted by M Ertz discusses sustainable economic analysis with data sources obtained from Scopus and the Web of Science (Ertz, M., & Leblanc-Proulx, S. 2018). These findings of this study reveal that earlier research is far more likely to be cited in current research. Furthermore, research regarding bibliometrics of economic research in the period 2007-2019 has been conducted by Wang et al. The findings indicate that this study may be used as a suggestion for researchers in the same field to be the focus of research considerations (Wang, X. et al. 2020). Another study discusses the welfare economy using the keywords of happiness, subjective well-being, life satisfaction, and positive influence (Dominko, M., & Verbič, M. 2019). Unfortunately, no study has been conducted on bibliometric analysis in economic growth and its impact on environmental sustainability. As a result, in this study, we analyzed research that has been published regarding this topic using bibliometric analysis.

This study aims to identify the research development on economic growth and its influence on environmental sustainability. The method used is descriptive analysis with a qualitative approach. To gather the data, we

used Publish or Perish software using economic growth and its influence to environmental sustainability as the theme from 2012 to 2022.

LITERATURE REVIEW

Economic Research / Growth

Economic development is an effort to improve people's living standards to a greater quality. To satisfy the demands, sustainable economic growth entails balancing the functioning of the economy, the environment, and society (Zhao et al., 2019; Yan et al., 2018). Economic expansion, on the other hand, has negative externalities. Natural resource exploitation impacts the environment's balance in the form of resource depletion, climate change, and pollution. Emissions from a variety of economic activities can contaminate the environment. Various studies have examined the relationship between economic growth and environmental quality, and various results have been obtained, including, in some cases, a concept developed by Kuznets known as the Environmental Kuznet Curve (EKC) (Noor, 2020).

To meet these challenges, the United Nations Framework Convention on Climate Change (UNFCCC) has established the basic framework for global cooperation on this issue. Energy consumption is a necessity for economic growth and is seen as a critical component of economic growth (Shah et al., 2020). Anthropogenic greenhouse gas emissions must be reduced in the approaching era of economic and environmental compatibility to address and prevent catastrophic environmental deterioration and climate change (Brown et al., 2018). As a result, the transition to cleaner energy is a significant economic issue to provide energy security, prevent environmental degradation, and stimulate economic growth (Bhattacharya, 2017; Husain, 2018; Ahmad, 2020; Eren, 2019).

Bibliometric Analysis

A quantitative approach for analyzing bibliographic data in articles/journals is bibliometric analysis (Donthu, et al., 2021). This technique is often used to analyze references to scientific publications cited in a journal, to map a journal's scientific fields, and

to categorize scientific articles according to a research area (Luckyardi, S., 2022; Soegoto, E. S. et al., 2022). Bibliometrics was utilized to categorize certain themes in the form of a bibliography and generate a representative overview of the selected topics (Luckyardi et al., 2022). The citation analysis approach is used in bibliometric analysis to locate one article cited by another, while the co-citation analysis technique is used to find two or more publications cited by one article.

We need software that may be utilized as an analytical tool for examining bibliometric data. The VOSviewer Software is one of the tools that may help with bibliometric data analysis (Kurniati et al., 2022). VOSviewer is software that can generate, visualize, and analyze bibliometric maps. VOSviewer can evaluate a wide variety of bibliometric network data, including connections between journal publications or citations, associations between scientific terminology, and collaborative relationships between researchers (Saputra et al., 2022). With the benefits provided, the studied data may be utilized as a basis for conducting research in certain science fields, particularly those understudied.

METHODOLOGY

This study used a qualitative analysis

method by observing the visualization of the mapping of research terms contained in the keyword's economic growth and environmental sustainability. Publish or Perish software was used to collect data from articles indexed on Google Scholar between 2012 and 2022. A total of 982 articles were gathered from the search results. The VOSviewer program is then used to map the data collection. The VOSviewer program will generate three forms of mapping visualizations of research terms: Network, Overlay, and Density Visualizations. The VOSviewer program is extremely useful for researchers in determining which topics should be investigated further to create research diversity (Soegoto. et al., 2022).

RESULTS AND DISCUSSION

Research developments on the Economic Growth scope

982 articles published on Google Scholar were gathered from the data obtained using Publish or Perish software from 2012-2022. The data is then filtered based on the most citations and sources. As a result, 15 relevant articles were obtained. As for the most cited article, it was published in 2017 and had 4064 citations. Aside from that, there is the article with the fewest citations, which was published in 2016 and had 945 citations.

Table 1. Article Data in the field of Economic Growth and Sustainable Environment

No	Cites	Title	Year	Source
1	4064	The Circular Economy–A new sustainability paradigm? (Geissdoerfer, M. et al. 2017)	2017	Journal of cleaner
2	3224	Intergenerational Equity and Exhaustible Resources 1, 2 (Solow, R. M. 2017)	2017	The Economics of Sustainability
3	2277	Measuring economic growth from outer space (Henderson, J. V. et al. 2012)	2012	American economic review
4	2144	From millennium development goals to sustainable development goals (Sachs, J. D. 2012)	2012	The lancet
5	2134	Premature deindustrialization (Rodrik, D. 2016)	2016	Journal of economic growth
6	1666	What is protective space? Reconsidering niches in transitions to sustainability (Smith, A., & Raven, R. 2012)	2012	Research policy
7	1410	A review of renewable energy sources, sustainability issues and climate change	2016	Cogent Engineering

Table 1. Continued

No	Cites	Title	Year	Source
		mitigation (Owusu, P. A., & Asumadu-Sarkodie, S. 2016)		
8	1366	An almost practical step toward sustainability (Solow, R. 2014)	2014	An Almost Practical Step Toward Sustainability
9	1142	How to understand and measure environmental sustainability: Indicators and targets (Moldan, B. et al. 2012)	2012	Ecological Indicators
10	1098	Three pillars of sustainability: in search of conceptual origins (Purvis, B. et al. 2019)	2019	Sustainability science
11	1086	Economic growth, energy consumption, financial development, international trade and CO2 emissions in Indonesia (Shahbaz, et al. 2013)	2013	Renewable and Sustainable ...
12	1055	The effect of renewable energy consumption on economic growth: Evidence from top 38 countries (Bhattacharya, M. et al. 2016)	2016	Applied Energy
13	1006	CO2 emissions, economic growth, energy consumption, trade and urbanization in new EU member and candidate countries: a panel data analysis (Kasman, A., & Duman, Y. S. 2015)	2015	Economic modeling
14	965	Sustainability-oriented innovation: A systematic review (Adams, R. et al. 2016)	2016	International Journal
15	945	Economic growth and the environment (Panayotou, T. 2016)	2016	The environment in anthropology

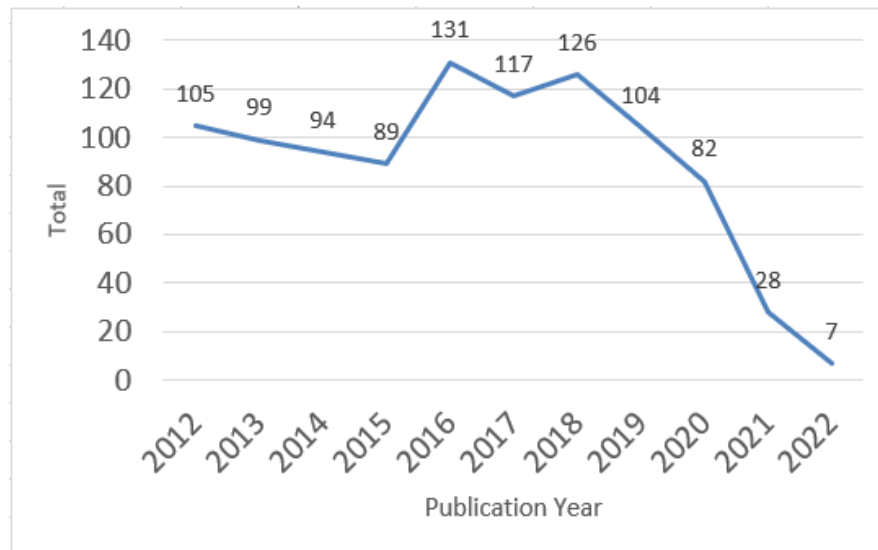


Figure 1: Total Publication from 2012-2022

According to Figure 1, a study on economic growth from 2012 to 2022 has not been thoroughly examined. Figure 1 shows that the topic has decreased from year to year.

Only seven articles were published in 2022. However, there was a significant rise in 2016, with 131 data articles published.

Mapping research in the Economic Growth field using VOSviewer

Conducting bibliometric analysis requires mapping out interrelated terms in the form of visualization. Providing this visualization requires an application that can provide the appropriate output, one of which is the VOSviewer application. The VOSviewer application is used because it can provide complete and comprehensive visualization from a network, overlay, and density mappings. One of the data that can be processed in VOSviewer is data with .ris format, which contains a collection of studies. Therefore, the terms obtained will show the relationship between one study and another.

The data that has been processed in VOSviewer will then produce terms that are divided into several clusters. This study contained four clusters containing a total of 46 items. The following lists are the terms of each cluster:

Cluster 1 (23 items): Business, challenge,

company, concept, corporate sustainability, ecological sustainability, economic, employment green growth, human capital, income, limit, natural resource, need, practice, problem, progress, social sustainability, strategy, sustainability assessment, sustainable development goal, sustainable economic growth, and theory.

Cluster 2 (9 items): Carbon dioxide, carbon emission, co2 emission, determinant, energy consumption, financial development, rapid economic growth, and rise.

Cluster 3 (8 items): Ecological footprint, empirical evidence, environmental degradation, environmental kuznets curve, evidence, relationship, renewable energy, and renewable energy consumption.

Cluster 4 (6 items): Circular economy, context, quality, resource, urban sustainability, and urbanization.

Network visualization of each cluster is shown in Figures 2-5.

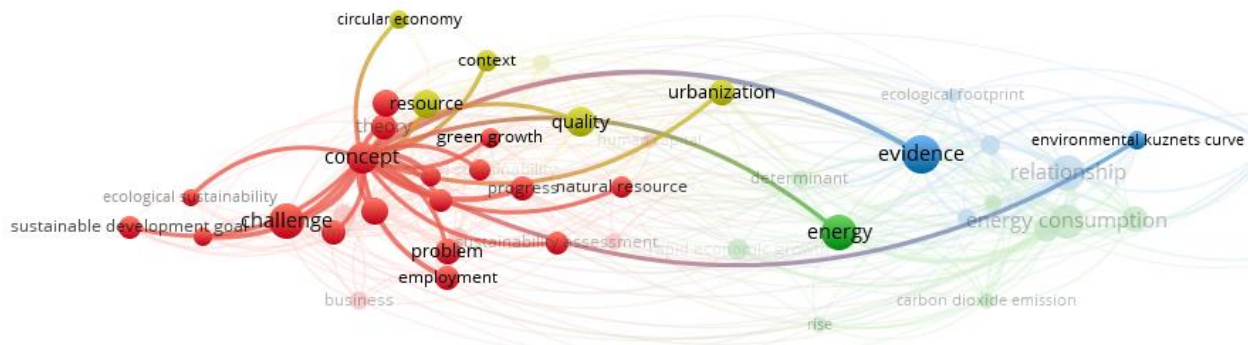


Figure 2: Cluster 1

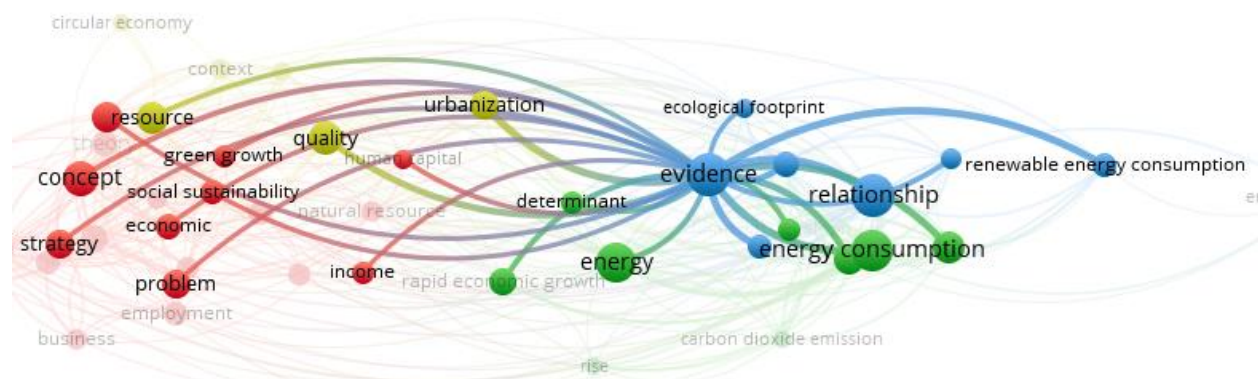


Figure 3: Cluster 2

colors, from lighter to darker colors. The lighter color indicates that the term is the latest article, while the darker indicates that the term was

published earlier (Maulidah, G. S., & Nandiyanto, A. B. D. 2021). Figure 8 shows that there are four colors, namely yellow, green, blue, and purple.

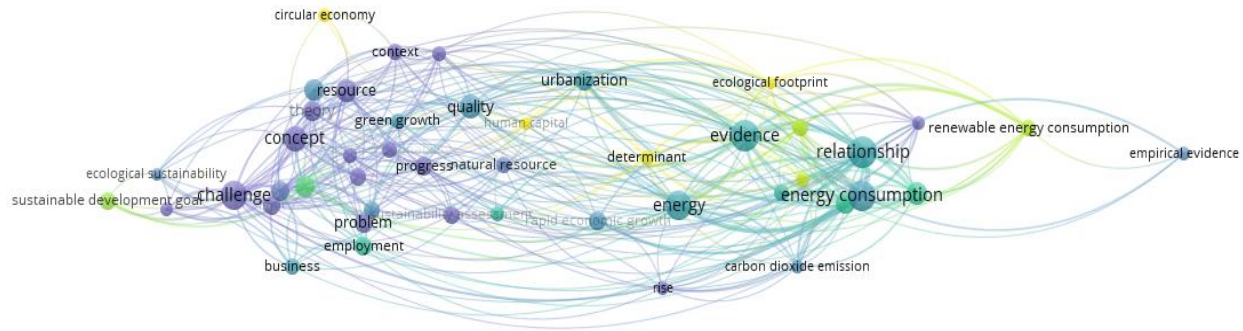


Figure 7: Overlay Visualization

Figure 7 shows an overlay visualization of economic growth keywords and found the term challenge, which was discovered with numerous links to other concepts. Meanwhile, the most recent term is renewable consumption. The term challenge is equivalent to the trend with a concept, theory resource, problem, context, research, and progress. Meanwhile, the term renewable consumption is equivalent to the trend in terms of ecological footprint, determinant, human capital, circular economy, and sustainable development

Density Visualization using the VOSviewer application

In contrast to the previous two visualizations, which describe the relationship between terms, density visualization is only in the form of color radiance from light to dark colors. The lighter color represents the research quantity discussed in the term. Therefore, it can help researchers explore future research represented in a darker color (Finandhita et al., 2022). The density visualization of this topic is shown in Figure 8.




Figure 8: Density Visualization

Figure 8 shows that energy consumption is the most popular research on economic growth. The term is bright yellow, indicating that it has been widely studied. As a result, it is best to explore terms with faint or fading colors, such as rise, for

future research.

CONCLUSION

This research aimed to see how e-learning implementation, electronic service quality, and

e-information quality affect students' e-learning experiences at a computer-based private university in Bandung, Indonesia. Seven hypotheses based on prior research on the deployment of e-learning and its link to student satisfaction were offered to fulfill the study's goals. The direct hypothesis underpins four of the seven hypotheses, whereas the indirect hypothesis underpins three. The data was obtained from conducting a questionnaire-based survey of 220 students. Respondents were limited to sophomore students in computer-related study programs, namely Informatics Engineering and Information Systems, which most frequently used ICT facilities in various practicum courses. Final-year students are considered to meet the criteria as respondents because they have gained one year of experience in using ICT. However, apart from this, level 2 students are still possible to transfer to other universities, and in future research, it will be very interesting if the model is continued by adding student retention or student loyalty and positive intention behavior such as e-WOM. Finally, the data were examined using statistical methods to accomplish the current study's aims. The findings partially meet the aims and give significant insights for colleges about e-learning. The study's results and the application of this model provide input for private universities to implement the e-learning model by taking into account its antecedents and an opportunity to use it as a marketing tool.

REFERENCES

- Hanushek, E. A., & Woessmann, L. (2020). Education, knowledge capital, and economic growth. *The economics of education*, 171-182. <https://doi.org/10.1016/B978-0-12-815391-8.00014-8>
- Umar, M., Ji, X., Kirikkaleli, D., Shahbaz, M., & Zhou, X. (2020). Environmental cost of natural resources utilization and economic growth: can China shift some burden through globalization for sustainable development?. *Sustainable Development*, 28(6), 1678-1688. <https://doi.org/10.1002/sd.2116>
- Adams, R., Jeanrenaud, S., Bessant, J., Denyer, D., & Overy, P. (2016). Sustainability-oriented innovation: A systematic review. *International Journal of Management Reviews*, 18(2), 180-205. <https://doi.org/10.1111/ijmr.12068>
- Shahbaz, M., Hye, Q. M. A., Tiwari, A. K., & Leitão, N. C. (2013). Economic growth, energy consumption, financial development, international trade and CO2 emissions in Indonesia. *Renewable and Sustainable Energy Reviews*, 25, 109-121. <https://doi.org/10.1016/j.rser.2013.04.009>
- Dominko, M., & Verbič, M. (2019). The economics of subjective well-being: A bibliometric analysis. *Journal of Happiness Studies*, 20(6), 1973-1994. <https://doi.org/10.1007/s10902-018-0022-z>
- Fan, W., & Hao, Y. (2020). An empirical research on the relationship amongst renewable energy consumption, economic growth and foreign direct investment in China. *Renewable energy*, 146, 598-609. <https://doi.org/10.1016/j.renene.2019.06.170>
- Soegoto, H., Soegoto, E. S., Luckyardi, S., & Rafdhi, A. A. (2022). A bibliometric analysis of management bioenergy research using VOSviewer application. *Indonesian Journal of Science and Technology*, 7(1), 89-104. <https://doi.org/10.17509/ijost.v7i1.43328>
- Henderson, J. V., Storeygard, A., & Weil, D. N. (2012). Measuring economic growth from outer space. *American economic review*, 102(2), 994-1028. <https://doi.org/10.1257/aer.102.2.994>
- Luckyardi, S., Soegoto, E. S., Jumansyah, R., Dewi, N. P., & Mega, R. U. (2022). A Bibliometric Analysis of Climate Smart Agriculture Research Using VOSviewer. *Moroccan Journal of Chemistry*, 10(3), 10-3. <https://doi.org/10.48317/IMIST.PRSM/morjchem-v10i3.33077>
- Kurniati, P. S., Saputra, H., & Fauzan, T. A. (2022). A Bibliometric Analysis of Chemistry Industry Research Using Vosviewer Application with Publish or Perish. *Moroccan Journal of Chemistry*, 10(3), 10-3. <https://doi.org/10.48317/IMIST.PRSM/morjchem-v10i3.33061>
- Wang, X., Xu, Z., & Škare, M. (2020). A bibliometric analysis of Economic Research-Ekonomska Istra zivanja (2007-2019). *Economic research-Ekonomska istraživanja*, 33(1), 865-886.

- <https://doi.org/10.1080/1331677X.2020.1737558>
- Soegoto, E. S., Hafidz, M. A., Febiananda, R., & Maruli, D. (2022). Design of a Customizable Preview Feature on Clothing Website. *International Journal of Research and Applied Technology (INJURATECH)*, 2(1), 44-53. <https://doi.org/10.34010/injuratech.v2i1.6614>
- Atuahene, S. A., Yusheng, K., & Bentum-Micah, G. (2020). Health expenditure, CO2 emissions, and economic growth: China vs. India. <https://doi.org/10.20944/preprints202009.0384.v1>
- Saputra, H., Albar, C. N., & Soegoto, D. S. (2022). Bibliometric Analysis of Computational Chemistry Research and Its Correlation with Covid-19 Pandemic. *Moroccan Journal of Chemistry*, 10(1), 10-1. <https://doi.org/10.48317/IMIST.PRSM/morjchem-v10i1.31723>
- Soegoto, E. S., Alifia, N. T., Salsabila, T., & Mardika, C. N. (2022). The Effect of Using Applications to Facilitate Medicine Purchase Amid the Covid-19 Pandemic. *International Journal of Research and Applied Technology (INJURATECH)*, 2(1), 71-81. <https://doi.org/10.34010/injuratech.v2i1.6621>
- Kasman, A., & Duman, Y. S. (2015). CO2 emissions, economic growth, energy consumption, trade and urbanization in new EU member and candidate countries: a panel data analysis. *Economic modelling*, 44, 97-103. <https://doi.org/10.1016/j.econmod.2014.10.022>
- Soegoto, E. S., Luckyardi, S., Rafdhi, A. A., & Oktafiani, D. (2022). Computational Analysis of Waste Management and Entrepreneur using VosViewer application. *Moroccan Journal of Chemistry*, 10(3), 10-3. <https://doi.org/10.48317/IMIST.PRSM/morjchem-v10i3.33142>
- Noor, M. A., & Saputra, P. M. A. (2020). Emisi Karbon dan Produk Domestik Bruto: Investigasi Hipotesis Environmental Kuznets Curve (EKC) pada Negara Berpendapatan Menengah di Kawasan ASEAN. *Jurnal Wilayah dan Lingkungan*, 8(3), 230-246. <http://dx.doi.org/10.14710/jwl.8.3.230-246>
- Smith, A., & Raven, R. (2012). What is protective space? Reconsidering niches in transitions to sustainability. *Research policy*, 41(6), 1025-1036. <https://doi.org/10.1016/j.respol.2011.12.012>
- Zhao, L., Zha, Y., Zhuang, Y., & Liang, L. (2019). Data envelopment analysis for sustainability evaluation in China: Tackling the economic, environmental, and social dimensions. *European Journal of Operational Research*, 275(3), 1083-1095. <https://doi.org/10.1016/j.ejor.2018.12.004>
- Yan, Y., Wang, C., Quan, Y., Wu, G., & Zhao, J. (2018). Urban sustainable development efficiency towards the balance between nature and human well-being: Connotation, measurement, and assessment. *Journal of Cleaner Production*, 178, 67-75. <https://doi.org/10.1016/j.jclepro.2018.01.013>
- Moldan, B., Janoušková, S., & Hák, T. (2012). How to understand and measure environmental sustainability: Indicators and targets. *Ecological Indicators*, 17, 4-13. <https://doi.org/10.1016/j.ecolind.2011.04.033>
- Bhattacharya, M., Paramati, S. R., Ozturk, I., & Bhattacharya, S. (2016). The effect of renewable energy consumption on economic growth: Evidence from top 38 countries. *Applied Energy*, 162, 733-741. <https://doi.org/10.1016/j.apenergy.2015.10.104>
- Shah, S. Z., Chughtai, S., & Simonetti, B. (2020). Renewable energy, institutional stability, environment and economic growth nexus of D-8 countries. *Energy Strategy Reviews*, 29, 100484. <https://doi.org/10.1016/j.esr.2020.100484>
- Geissdoerfer, M., Savaget, P., Bocken, N. M., & Hultink, E. J. (2017). The Circular Economy—A new sustainability paradigm?. *Journal of cleaner production*, 143, 757-768. <https://doi.org/10.1016/j.jclepro.2016.12.048>
- Sachs, J. D. (2012). From millennium development goals to sustainable development goals. *The lancet*, 379(9832), 2206-2211. [https://doi.org/10.1016/S0140-6736\(12\)60685-0](https://doi.org/10.1016/S0140-6736(12)60685-0)
- Purvis, B., Mao, Y., & Robinson, D. (2019). Three pillars of sustainability: in search of conceptual origins. *Sustainability science*, 14(3), 681-695. <https://doi.org/10.1017/s0376892900011449>
- Ertz, M., & Leblanc-Proulx, S. (2018). Sustainability in the collaborative economy:

- A bibliometric analysis reveals emerging interest. *Journal of Cleaner Production*, 196, 1073-1085.
<https://doi.org/10.1016/j.jclepro.2018.06.095>
- Owusu, P. A., & Asumadu-Sarkodie, S. (2016). A review of renewable energy sources, sustainability issues and climate change mitigation. *Cogent Engineering*, 3(1), 1167990.
<https://doi.org/10.1080/23311916.2016.1167990>
- Brown, T. W., Bischof-Niemz, T., Blok, K., Breyer, C., Lund, H., & Mathiesen, B. V. (2018). Response to 'Burden of proof: A comprehensive review of the feasibility of 100% renewable-electricity systems'. *Renewable and sustainable energy reviews*, 92, 834-847.
<https://doi.org/10.1016/j.rser.2018.04.113>
- Bhattacharya, M., Churchill, S. A., & Paramati, S. R. (2017). The dynamic impact of renewable energy and institutions on economic output and CO2 emissions across regions. *Renewable Energy*, 111, 157-167.
<https://doi.org/10.1016/j.renene.2017.03.102>
- Husain, A. A., Hasan, W. Z. W., Shafie, S., Hamidon, M. N., & Pandey, S. S. (2018). A review of transparent solar photovoltaic technologies. *Renewable and sustainable energy reviews*, 94, 779-791.
<https://doi.org/10.1016/j.rser.2018.06.031>
- Ahmad, M., Jabeen, G., Irfan, M., Mukeshimana, M. C., Ahmed, N., & Jabeen, M. (2020). Modeling causal interactions between energy investment, pollutant emissions, and economic growth: China study. *Biophysical Economics and Sustainability*, 5(1), 1-12.
<https://doi.org/10.1007/s41247-019-0066-7>
- Eren, B. M., Taspinar, N., & Gokmenoglu, K. K. (2019). The impact of financial development and economic growth on renewable energy consumption: Empirical analysis of India. *Science of the Total Environment*, 663, 189-197.
<https://doi.org/10.1016/j.scitotenv.2019.01.323>
- Finandhita, A., Mega, R. U., Jumansyah, R., Rafdhi, A. A., & Oktafiani, D. (2022). VOSviewer Application Analysis: Computational Physical Chemistry Case Study. *Moroccan Journal of Chemistry*, 10(1), 10-1.
<https://doi.org/10.48317/IMIST.PRSM/morjchem-v10i1.31756>
- Maulidah, G. S., & Nandiyanto, A. B. D. (2021). A Bibliometric analysis of nanocrystalline cellulose synthesis for packaging application research using VOSviewer. *International Journal of Research and Applied Technology (INJURATECH)*, 1(2), 330-334.
<https://doi.org/10.34010/injuratech.v1i2.6727>
- Aldhafi, A., & Nandiyanto, A. B. D. (2021). A Bibliometric analysis of carbon nanotubes synthesis research using VOSviewer. *International Journal of Research and Applied Technology (INJURATECH)*, 1(2), 300-305.
<https://doi.org/10.34010/injuratech.v1i2.6404>
- Rodrik, D. (2016). Premature deindustrialization. *Journal of economic growth*, 21(1), 1-33.
<https://doi.org/10.1007/s10887-015-9122-3>
- Solow, R. M. (2017). Intergenerational Equity and Exhaustible Resources 1, 2. In *The Economics of Sustainability* (pp. 45-61). Routledge.
- Solow, R. (2014). An almost practical step toward sustainability. In *An Almost Practical Step Toward Sustainability* (pp. 11-28). RFF Press.

ABOUT THE AUTHORS

Agis Abhi Rafdhi, email:

agis@email.unikom.ac.id

Agis Abhi Rafdhi, Information System Department, Universitas Komputer Indonesia.

Eddy Soeryanto Soegoto, Management Department, Universitas Komputer Indonesia.

Euis Neni Hayati, Information System Department, Universitas Komputer Indonesia.

Herry Saputra, Information System Department, Universitas Komputer Indonesia.

Raiswati Untsa Mega, English Department, Universitas Komputer Indonesia.

Muhammad Ihsan Rifaldi, Management Department, Universitas Komputer Indonesia.