

Clarivate
Web of Science™
Scopus®

ISSN: 2328-8272 (print)
ISSN: 2328-8280 (online)

Journal of Eastern European and Central Asian Research

International Affairs * Economics * Finance * Management * Marketing

Vol 9, No 5 (2022) - Special Issue



The Institute of Eastern Europe and Central Asia



Special issue dedicated to the 5th International Conference on Business, Economics, Social Sciences, and Humanities (ICOBEST) held on May 30-31, 2022, in Bandung, Indonesia.

MANUSCRIPTS

Private universities in Indonesia: Perspective on students' satisfaction and marketing strategy in Post Pandemic Era

Senny Luckyardi, Ratih Hurriyati, Bambang Widjajanta, Disman Disman, Puspo Dewi Dirgantari, Bagas Dwi Suryo Wibowo

726-740

[Article In PDF](#)

The influence of product creativity on competitive advantage

Trustorini Handayani, Muhammad Gian, Niël Kruger

741-748

[Article In PDF](#)

Job satisfaction as a mediator in improving employee performance through talent and knowledge management

Bayu Indra Setia, Tjutju Yuniarsih, Mohammad Fakry Gaffar, Edi Suryadi, Azhar Affandi, Tatik Rohmawati

749-762

[Article In PDF](#)

The relationship between e-learning and student satisfaction as marketing strategy: A case study at a private university

Eddy Soeryanto Soegoto, Senny Luckyardi, Rizky Jumansyah, Herry Saputra, Niël A Kruger

763-775

[Article In PDF](#)

Marketing innovation: Development strategy of private university in Indonesia

Mirza Abdi Khairusy, Ratih Hurriyati, Suwatno Suwatno, Vanessa Gaffar, Puspo Dewi Dirgantari, Soni Mulyawan Setiana

776-788

[Article In PDF](#)

Capital structure, profitability, hedging policy, firm size, and firm value: Mediation and moderation analysis

Erik Syawal Alghifari, Ikin Solikin, Nugraha Nugraha, Ika Waspada, Maya Sari, Lilis Puspitawati

789-801

[Article In PDF](#)

Increase brand loyalty through brand benefits on domestic products in Indonesia

Puspo Dewi Dirgantari, Sarah Yusary, Lili Adi Wibowo, Yusuf Murtadlo Hidayat, Eddy Soeryanto Soegoto , Mohd Halim Mahphoth, Jefry Aulia Martha

802-814

[Article In PDF](#)

The effectiveness of electronic purchase on ordering national health insurance drugs at the West Bandung pharmacy of Indonesia

Kamelia Agustini, Ratih Hurriyati, Vanessa Gaffar, Bella Tiana, Windi Novianti

815-823

[Article In PDF](#)

Repurchase intention as a marketing strategy: A case study on dental clinics in Bandung City, Indonesia

Yogi Suprayogi, Ratih Hurriyati, Vanessa Gaffar, Edi Suryadi, Puspo Dewi Dirgantari, Raeni Dwi Santy, Nurul Hutami Ningsih

824-837

[Article In PDF](#)

Digital way to increase consumer purchase intention for local fashion products in developing country

Ira Valentina Silalahi, Ratih Hurriyati, Agus Rahayu, Vanessa Gaffar, Lili Adi Wibowo, Puspo Dewi Dirgantari, Lia Warlina
838-850

[Article In PDF](#)

Bibliometric analysis of green supply chain research using VOSviewer

Eddy Soeryanto Soegoto, Senny Luckyardi, Euis Neni Hayati, Agis Abhi Rafdhi, Dina Oktafiani
851-864

[Article In PDF](#)

Brand meaning and its social categories: A semiotic approach for future marketing

Tatan Tawami, Lia Maulia Indrayani, Cece Sobarna, Susi Yuliawati, John Dilyard
865-873

[Article In PDF](#)

Improving local economy through integrated waste management in Bandung City, Indonesia (Case study of Sukasari district)

Lia Warlina, Wanjat Kastolani, Senny Luckyardi; Dina Oktafiani; Daniel Francois Meyer
874-888

[Article In PDF](#)

Banking financial performance in the industry financial technology era

Suryanto Suryanto, Herwan Abdul Muhyi, Poni Sukaesih Kuirniati, Nazar Mustapha
889-900

[Article In PDF](#)

The role of domestic investment, foreign investment and the number of Micro Small and Medium-Sized Enterprises to reduce poverty in Indonesia

Herman Soegoto, Suryatno Wiganepdo Soegoto, Daniel Francois Meyer
901-913

[Article In PDF](#)

Editorial Team

Editor-in-Chief

Dr. Mykola (Nikolay) Megits, Webster University, St. Louis, MO, United States (*WoS Publons Academy Certified Supervisor*)

Deputy Editor

Dr. Charlotte Davis, Concord University, Athens, WV, United States (*WoS Academy Certified Peer Reviewer*)

Chairman of Advisory Board

Dr. Julian Schuster, Webster University, St. Louis, MO, United States

Associate Editor - Africa

Dr. Daniel Francois Meyer, University of Johannesburg, South Africa

Associate Editor - Asia

Dr. Ran Liu, Central Connecticut State University, New Britain, CT, United States (*WoS Academy Certified Peer Reviewer*)

Associate Editor - Visegrad Four

Dr. Jitka Hilliard, Auburn University, AL, United States

Associate Editor - Middle East

Dr. Nazar Mustapha, Dillard University, New Orleans, LA, United States (*WoS Academy Certified Peer Reviewer*)

Associate Editor - North America

Dr. Natalya V Delcours, TX A&M University - Kingsville, United States

Associate Editor - Ukraine

Dr. Inna Neskorođieva, V. N. Karazin Kharkiv National University, Ukraine

Copyeditors

Dr. John R. Dilyard, St. Francis College, NY, United States

Dr. Chu V. Nguyen, Davies College of Business University of Houston-Downtown, United States

Editorial Review Board

Dr. Mostafa E. AboElsoud, The British University in Egypt, Cairo **(WoS Publons Academy Certified Peer Reviewer)**

Dr. David Ahlstrom, The Chinese University of Hong Kong, Shatin, Hong Kong

Dr. Samila Amanyraoufpoor, California State University, Dominguez Hills, United States

Dr. Aini Suzana Ariffin, University Technology Malaysia, Kuala Lumpur, Malaysia

Dr. Ruth Chatelain-Jardon, Texas A&M - Kingsville, United States

Dr. Ayse Nilgun Balas, Virginia State University, United States

Dr. Kateryna Boichenko, Kyiv National Economic University, Ukraine

Dr. Olena Berezina, Cherkasy State Technological University, Ukraine **(WoS Publons Academy Certified Peer Reviewer)**

Dr. Mykola Durman, Kherson National Technical University, Ukraine **(WoS Academy Certified Peer Reviewer)**

Dr. Olena Durman, Kherson National Technical University, Ukraine **(WoS Academy Certified Peer Reviewer)**

Dr. Rafida M. Elobaid, Prince Sultan University, Riyadh, Saudi Arabia

Dr. Marites Maria Theresa B. Galing-Argonza, Richmindale College Arizona USA, UAE Campus

Dr. Mauricio Garita, Francisco Marroquin University, Business School, Guatemala

Dr. Aleksandr V. Gevorkyan, St. John's University, NY, United States

Dr. George Griffin, Spring Arbor University, MI, United States

Dr. James Hagen, Hamline University School of Business, St. Paul, MN, United States

Dr. A. Can Inci, Bryant University, United States

Dr. Anisul M Islam, University of Houston-Downtown, United States

Dr. M. Jagadeesha, K L University Business School-Vaddeswaram Guntur, India

Dr. Alfredo Jiménez, KEDGE Business School, Talence, France

Dr. Natalia Kharadze, Ivane Javakhishvili Tbilisi State University, Georgia (**WoS Academy Certified Peer Reviewer**)

Dr. Tea Kasradze, Caucasus International University, Tbilisi, Georgia (**WoS Publons Academy Certified Peer Reviewer**)

Dr. Ibrahim Keles, International Ataturk Alatoo University, Bishkek, Kyrgyzstan

Dr. Alex Kouznetsov, Torrens University, Australia

Dr. Thomas M. Krueger, TX A&M University - Kingsville, United States

Dr. Olga Kuznetsova, Manchester Metropolitan University, United Kingdom

Dr. Vasa László, Széchenyi István University, Hungary (**WoS Publons Academy Certified Peer Reviewer**)

Dr. Ran Liu, Central Connecticut State University, United States

Ms. Senny Luckyardi, Universitas Komputer Indonesia (**WoS Academy Certified Peer Reviewer**)

Dr. Azamat Maksudunov, Kyrgyz Turkish Manas University, Kyrgyzstan (**WoS Publons Academy Certified Peer Reviewer**)

Dr. Anna Matysek-Jędrych, Poznan University of Economics and Business, Poland

Dr. Natanya Meyer, North-West University, South Africa

Dr. Kimberly Millier, Grand Canyon University, AZ, United States

Dr. Arkadiusz Mironko, Indiana University East, IN, United States

Dr. Radu Munteanu, Touro University Worldwide, CA, United States (**WoS Academy Certified Peer Reviewer**)

Dr. Marcel Acker Natchia, New World University, Ivory Coast (**WoS Publons Academy Certified Peer Reviewer**)

Dr. Chittipa Ngamkroeckjoti, Assumption University, Bangkok, Thailand (**WoS Academy Certified Peer Reviewer**)

Dr. Jelena M. Lukić Nikolić, Modern Business School, Belgrade, Serbia (**WoS Academy Certified Peer Reviewer**)

Dr. Cecilia Olexová, University of Economics, Bratislava, Slovak Republic (**WoS Academy Certified Peer Reviewer**)

Dr. Viktoriya Onegina, Kharkiv National Technical University of Agriculture, Ukraine (**WoS Publons Academy Certified Peer Reviewer**)

Dr. Dea Pirtskhalaishvili, Ivane Javakhishvili Tbilisi State University, Georgia (**WoS Academy Certified Peer Reviewer**)

Dr. Nataliia Pavlenchyk, Lviv State University of Physical Culture, Ukraine (**WoS Academy Certified Peer Reviewer**)

Dr. József Poór, Szent István University, Hungary; J. Selye University, Slovakia

Dr. Milena Ratajczak-Mrozek, Poznań University of Economics and Business, Poland

Dr. Sanda Renko, University of Zagreb, Croatia

Dr. Alla Rosca, Edgewater Research LLC, United States

Dr. Rommel P. Sergio, Canadian University of Dubai, United Arab Emirates

Dr. Francis Schortgen, University of Mount Union, Alliance, OH, United States

Dr. Tihana Škrinjarić, Croatian National Bank, Croatia

Dr. Sylwia E. Starnawska, SUNY Empire State College, Saratoga Springs, NY, United States

Dr. Ivana Stulec, University of Zagreb, Croatia

Dr. Mike Szymanski, Moscow School of Management SKOLKOVO, Russian Federation

Dr. Hanna Trojanowska, Warsaw University of Technology, Poland

Dr. Alona Tiurina, National University of Life and Environmental Sciences of Ukraine, Ukraine (**WoS Academy Certified Peer Reviewer**)

Dr. Kamatchi Preethi Vasudevan, Vellore Institute of Technology, India (**WoS Academy Certified Peer Reviewer**)

Dr. Jonathan Ying, Purdue University Krannert School of Management, United States

Dr. Susan Zeidan, Zayed University, United Arab Emirates

INCREASE BRAND LOYALTY THROUGH BRAND BENEFITS ON DOMESTIC PRODUCTS IN INDONESIA

Puspo Dewi Dirgantari

Universitas Pendidikan Indonesia, Bandung, Indonesia

Sarah Yusary

Universitas Pendidikan Indonesia, Bandung, Indonesia

Lili Adi Wibowo

Universitas Pendidikan Indonesia, Bandung, Indonesia

Yusuf Murtadlo Hidayat

Universitas Pendidikan Indonesia, Bandung, Indonesia

Eddy Soeryanto Soegoto

Universitas Komputer Indonesia, Bandung, Indonesia

Mohd Halim bin Mahphoth

Universiti Teknologi MARA Cawangan Melaka, Malaysia

Jefry Aulia Martha

Universitas Negeri Malang, Malang, Indonesia

ABSTRACT

This study aims to analyze the effect of brand benefits in increasing brand loyalty of domestic products in Indonesia, a study on users of Indonesian domestic skincare products. A quantitative approach was used in the research, by distributing a comprehensive questionnaire and literature. The number of samples obtained was 200 people and Structural Equation Modeling was used in the data analysis technique. The results of the study show that the description of brand benefits and brand loyalty is quite high and brand benefits have an effect on brand loyalty. The dimension of brand benefit that contributes the most is emotional benefit, while the dimension of brand benefit that contributes the least and needs to be improved is social benefit.

Keywords: brand loyalty; brand benefit; cosmetic; skincare

DOI: <http://dx.doi.org/10.15549/jeecar.v9i5.1059>

INTRODUCTION

Today's business environment is getting tougher, with the presence of a wide variety of new products and services that are accepted quickly by customers. The biggest challenge for companies is to compete in the market and differentiate their products from competitors. Thus branding has become an important marketing activity to differentiate company products and gain customer brand loyalty (Devi, 2016; Van Thuy, Anh, & Binh, 2022). The main goal of today's business is to increase product efficiency and effectiveness which leads to the creation of brand loyalty (Hameed & Kanwal, 2018) because it has become an important indicator of business success in the market (Devi, 2016).

Building and maintaining brand loyalty is one of the central themes of marketing theory and practice in building a sustainable competitive advantage. Over the last four decades brand loyalty has been recognized as the focal point of the marketing literature (Ahmad, 2011) and is the ultimate goal (Reichheld & Sasser, 1990). The conceptualization of brand loyalty was first put forward by Brown in 1952 who stated that an indication of brand loyalty is repeated purchase behavior over a certain period of time (Touzani & Temessek, 2009).

Brand loyalty has been widely studied in various industries such as electronics in the Netherlands, Indonesia, Iran, South Africa, and Pakistan (Abedi, & Azma, 2015; Kasper, 1988; Petzer, Mostert, Kruger, & Kuhn, 2014; Shabbir, Khan, & Khan, 2017; Shirazi, Zeynvand, & Karimi, 2013), food and beverage industry conducted in Iran, Australia, and Jordan (Albadri, 2016; Dehdashti Shahrokh, Jafarzadeh-kenari, & Bkshizadeh, 2012; Romniuk, & Nenycz-Thiel, 2013), the tobacco industry in this case is cigarette products in Australia (Cowie, Swift, Borland, Chaloupka, & Fong, 2014), the fashion industry in China (Lei, & Chu, 2015), the retail industry in Switzerland (Arifine, Felix, & Furrer, 2019), the football industry in Iran (Keshtidar, Sahebkar and Talebpor, 2018), literary festivals in Korea (Kim, Choe, & Petrick, 2018), and the beauty industry in Jordan, India, and Indonesia (Joelle, 2016; Kalaimani, & Sowmiya, 2017; Ruslim, Widjaja, & Andrew, 2018; Khraim, 2011; Sharma, Bhola, Malyan, &

Patni, 2013; Wismiarsi & Purnama, 2015).

The beauty industry is one sector that is not affected by economic fluctuations. The beauty industry can maintain its sales volume across products. These sales are associated with increased and consistent use of the product, especially by men and women (Zion Market Research, 2019). The global beauty industry market is increasing successively (Dirgantari, Pratiwi, & Utama, 2020) supported by continued growth in online beauty shopping, expansion of social networks, customer interest in new products, accelerating urbanization, and the growth of the upper middle class. Some of the beauty products offered include skincare, haircare, makeup, fragrances, and hygiene products (L'Oréal, 2019). Skin care products are the largest business segment in the beauty industry which is anticipated to dominate the global beauty product market due to its various variations and forms (Zion Market Research, 2019).

Based on data from Euromonitor International regarding The future of skincare, Indonesia is considered to be the second largest contributor to the growth of world skincare due to high demand. Indonesia is considered the largest skincare market due to its high population and productive age (marketeers, 2016). Many brands and products appear in the market. Domestically manufactured products have also started to dominate half of the lower-middle market share. However, there is still a tendency for Indonesians to prefer foreign brands to domestic brands. According to Associate VP Head of Hi-Tech, Property, Consumer Industry Markplus Inc, the current trend of Indonesian beauty customers is to make South Korea a mecca. (Nurfadilah, 2018). For the past two years, Markplus Inc and ZAP Clinic have conducted a survey of Indonesian women about the most popular skincare brands. The results reveal that skincare brands originating from South Korea are more favored by Indonesian women compared to brands from Indonesia, Japan, the United States, Europe, Australia and Thailand (Markplus.inc, 2020). This shows that until now local brands are still not the first choice of many Indonesian women. In fact, according to Sharma, Bhola, Malyan, & Patni (2013) and Taghipour & Loh

(2017) the customer's primary or first choice of a brand can be a measure of the level of brand loyalty.

Nevertheless, domestic manufacturers are willing to make Indonesia a mecca for skincare products. This desire is shown by the number of domestic skincare brands and products that appear on the market. The skincare industry in Indonesia is dominated by small and medium-scale producers, while the rest are large-scale industries. There are at least 39 limited liability companies registered with the Ministry of Industry of the Republic of Indonesia (Kemenperin, 2019) and 9,280 Indonesian companies registered with the Food and Drug Supervisory Agency (BPOM RI, 2019).

Based on research (Huang, Fang, Fang, & Huang, 2016; Maderer, Holtbruegge, & Woodland, 2016; Lin, Lobo, & Leckie, 2017; Durmaz, Çavuşoğlu, & Özer, 2018; Khundyz, 2018; Schade, Piehler, Müller, & Burmann, 2018) stated that brand benefit is one of the factors that can affect brand loyalty. Brand benefits have a positive effect on attitudinal loyalty (Maderer, Holtbruegge, & Woodland, 2016). Brand benefits are the result of functional and symbolic benefits components that create positive attitudes towards products and brands (Deniz, 2012). Brand benefits are important because they provide strength for businesses in the market (Durmaz, Çavuşoğlu, & Özer, 2018).

Thus, the purpose of this study is to analyze the effect of brand benefits in increasing brand loyalty of domestic products in Indonesia, a study on Indonesian domestic product skincare users.

LITERATURE REVIEW

Brand Loyalty

When companies are trying to predict the outcome of brand performance, a good measuring tool to use is brand loyalty. Brand loyalty is considered to have a greater influence on trade, condensed marketing costs (Aaker, 2009), builds an expanded market share (Jarvis and Mayo, 1986 in Awan, & Rehman, 2014), increases company investment by expanding product lines and understanding about brand consistency and brand switching among customers

(Sangeetha, & Rani, 2017).

Brand loyalty is a situation where customers generally buy products or services from the same manufacturer repeatedly over time instead of buying from several suppliers in the category (Alhedhaif, Lele, & Kaifi, 2016). Brand loyalty is a customer's commitment to repurchase or continue to use a brand and can be demonstrated by repeated purchases of a product or service, or other positive behavior such as word of mouth advocacy (Cheng, 2015). This is in line with Kotler, & Keller (2012) which defines brand loyalty as the level of consumer loyalty to a particular brand where this loyalty is expressed through repeated purchases and other positive behaviors such as word of mouth advocacy, regardless of marketing pressure generated by other competitors.

Measurement of brand loyalty can be done through several other aspects including, 1) Intention to interact more with the brand, customer interest in interacting with the brand or seeking more information about the brand 2) Intention to intercrease purchases of the brand, 3) Trust toward the brand, customer trust in the brand is important 4) Intention to interact with other brands though social media, and 5) Intention to recommend the brand to friends, the desire to give recommendations to friends or closest people about the brand they use is one of the actions which describes brand loyalty (Erdoğan & Çiçek, 2012; Man, & Rahman, 2019). The dimensions that can describe brand loyalty according to Mwai, Muchemi, & Ndungu (2015) include:

1. Attitudinal loyalty, indicating the mentality of customers and their attention to the service provider, how much the provider has a stable and positive position in the minds of customers and places it as their favorite brand. Schiffman & Wisenblit (2015) also state that attitudinal loyalty measures the customer's overall feeling about the brand.

2. Behavioral intention is represented through various indicators, such as intention to repurchase, willing to pay a higher price, increase spending on the same brand, remain loyal, willingness to recommend the brand to others, make purchases in the future (Cronin, Brady, & Hult, 2000; Rajaguru, 2016; Zeithaml, Berry, & Parasuraman, 1996).

3. Behavioral loyalty focuses on observable factual behaviors, such as the amount purchased, purchase frequency, and repeat purchases (Schiffman, 2011). In other words, behavioral loyalty is how often customers buy a brand and how much they buy (Keller, Parameswaran, & Jacob, 2015).

Brand Benefit

The benefits or promises made by the brand are part of the company's copy strategy and must convince users to like it (marketingstat, 2018). Brand benefits explain the consumer buying process and are the main source of motivation in satisfying their current needs (Aaker, 2009). Brand benefit is the satisfaction of needs and desires that consumers feel subjectively related to the use and consumption of certain brand attributes (Kim, Lee, & Kwon, 2013). Brand benefit refers to consumers' perceptions of the brand based on what product attributes do for them (Lin, Lobo, & Leckie, 2017). Brand benefit is the personal value and meaning that customers attach to product or service attributes (Keller, Parameswaran, & Jacob, 2015). Brand benefits are the result of functional and symbolic benefits components that create positive attitudes towards products and brands (Deniz, 2012). Keller, Parameswaran, & Jacob (2015) state that brand benefit is a derivative of brand association which has three dimensions, including:

1. Functional benefits. Functional benefits refer to product attributes with consistent and reliable quality to achieve everyday problem-solving goals (Whan Park, Jaworski, & MacInnis, 1986). Functional benefits are also related to the specific performance of the product or service. They are aimed at meeting common needs among users, so their exploitation offers several possibilities for differentiation within the business branch (Grafström, & Käck, 2020).

2. Symbolic benefits. Symbolic benefit is defined by Whan Park, Jaworski, & MacInnis (1986) as a desire for a product to fulfill an internal need such as self-improvement or group membership. Levy (1959) in Belaid, Mrad, Lacoueilhe, & Petrescu (2017) asserts that in addition to selling products and product attributes, companies actually sell symbols. Brands with symbolic connotations

associate individuals with desired social groups and reflect their self-image. Symbolic benefits usually describe attributes that are not directly related to the product and are related to the intrinsic need for emotional enjoyment, self-expression and social approval so as to satisfy the customer's need to be accepted into the group (Keller, Parameswaran, & Jacob, 2015; Orth, & De Marchi, 2007).). It is considered more effective and related to brand attributes such as trust, security, pride, and excellence (Granitz & Forman, 2015; Leung, Bougoure, & Miller, 2014; Lynch & De Chernatony, 2004; Tarmed, Sulastri, Sumiyati, & Dirgantari, 2018). Symbolic benefit is about self-expression and the way customers signal to others through consumption objects (Heding, Knudtzen, & Bjerre, 2020).

3. Experiential benefits. Experiential benefit is the novelty of what they experience by exploring the product has become a big influence in the customer's decision-making process. Experiential benefits relate to how it feels to use the product and also usually correspond to the attributes associated with the product. These benefits meet experiential needs such as sensory enjoyment, variety, and cognitive stimulation (Keller, Parameswaran, & Jacob, 2015; Whan Park, Jaworski, & MacInnis, 1986).

However, in most contexts the customer does not have the motivation, time, information, or competence to make decisions that will maximize the performance results and functional benefits of the project from other brand associations. Strategies based on functional benefits are often ineffective and considered strategically limiting. If the functional benefit is a point of differentiation, competitors can copy it quickly and do not represent a strong long-term relationship with the customer because there is no emotional attachment. So Aaker (2014) considers self-expressive benefits, social benefits and emotional benefits as the basis for a value proposition or brand benefit.

1. Self-expressive benefits. Brands and products as symbols of one's self-concept can provide self-expressive benefits by providing a means to express oneself. The assumption is that when someone buys or uses a luxury brand and is calculated in terms of quality, it

will provide self-expressive benefits. When a brand provides self-expressive benefits, the relationship between the brand and the customer is likely to improve. Self-expressive benefits provide an opportunity for someone to communicate their self-image. Self-expressive benefits improve the relationship between the brand and the customer by focusing on something related to their personality

2. Social benefits. Social benefits are personal benefits obtained by individuals where they are directly involved in a transaction along with external benefits obtained by third parties but are not directly involved in the transaction. The drive to have friends, colleagues, family, and groups of like-minded people is very strong and can produce both immediate and long-term rewards. People are not only filled with social connections, but they are also influenced. Many brands have the ability to participate in or even direct social benefits.

3. Emotional Benefits. Every brand needs emotional benefits. Emotional benefits are conclusions that customers draw based on their own consumption experiences that give rise to their personal preferences and therefore it is important that they are

exploited to achieve differentiation. Emotional benefit relates to the brand's ability to make the buyer or user feel something during the buying or using process. Emotional benefits add to the richness, depth of the brand and the experience of owning and using a brand. Benefits related to satisfaction of psychological factors rather than functional needs alone. Marketers have long known that customers can attach emotional meaning to brands. Emotional benefits are becoming increasingly important. When prices fall for almost all commodities and mass-produced goods, the real competition is not on the shelves or on web pages but in the hearts of customers (Aaker, 2014). Dimensions that make up brand benefits include functional benefits, emotional benefits, experience benefits, self-expressive benefits, and social benefits (Aaker, 2014; Keller, Parameswaran, & Jacob, 2015)

METHODOLOGY

This research was conducted using a marketing management approach. The purpose of the study was to analyze the effect of brand benefits on brand loyalty, a study on users of domestic skincare products in the SOCO forum.

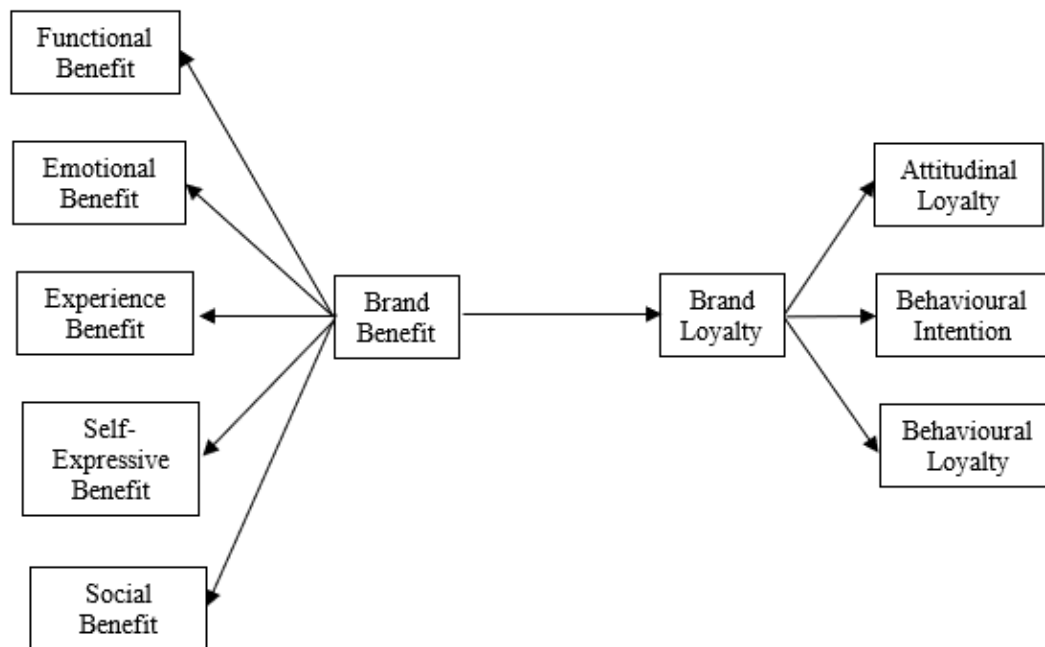


Figure 1: Research paradigm

The object of research in this study consists of independent variables (exogenous) namely brand benefit (X) with dimensions including functional benefit (X1), emotional benefit (X2), experience benefit (X3), self-expressive benefit (X4), and social benefits (X5) (Aaker, 2014; Kotler, & Keller, 2016). The dependent variable (endogenous) is brand loyalty (Y) with dimensions of attitudinal loyalty (Y1), behavioral intention (Y2), and behavioral loyalty (Y3) (Mwai, Muchemi, & Ndungu, 2015).

The research method is a quantitative approach with an explanatory survey. The type of primary data used is through questionnaires and the type of secondary data is through literature, articles, journals, websites, and various other sources of information. Respondents in this study were users of domestic skincare products in the SOCO forum with a sample of 200 respondents from a total of 9,129 people as a population with a cross sectional study technique because data collection was only done once at a time (Siyoto, & Sodik, 2015). While the data analysis technique uses SEM (Structural Equation Model) and the research paradigm is shown in Figure 1 above.

DISCUSSION

Brand loyalty is formed through the following dimensions: 1) attitudinal loyalty, 2) behavioral intention and 3) behavioral loyalty. Overall, the picture of brand loyalty among Indonesian domestic skincare users at the SOCO Forum is quite high. Figure 2 shows that the dimension that gets the highest score on brand loyalty is attitudinal loyalty with a percentage of 42.18% with an average score of 26.845, and the lowest score is behavioral loyalty which has a percentage of 25.74% with an average score. 16,385. This condition indicates that attitudinal loyalty has a higher level of value than behavioral intention and behavioral loyalty. This is in accordance with the statement (Gecti, & Zengin, 2013) that brand loyalty exists because the customer's attitudinal loyalty leads and has a large and strong impact on customer behavioral loyalty.

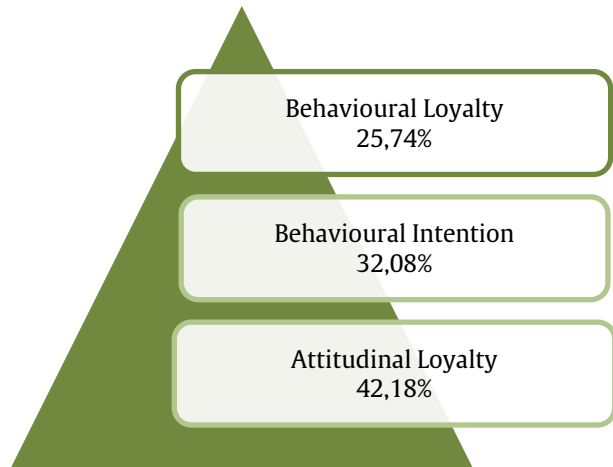


Figure 2: Responses of Indonesian Domestic Product Skincare Users in the SOCO Forum Regarding Brand Loyalty.

Source: author's work

While brand benefits are formed through dimensions, including: 1) Functional benefits, 2) Emotional benefits, 3) Experiential benefits, 4) Self-expressive benefits, and 5) Social benefits. Overall, the picture of brand benefits for skincare reviewers Sariayu Martha Tilaar and Mustika Ratu at the SOCO Forum is quite high.



Figure 3: Responses of Indonesian Domestic Product Skincare Users in the SOCO Forum Regarding Brand Benefits

Source: author's work

Figure 3 shows that the functional benefit dimension has the highest score of 3.185 or 27.63% of the ideal score with an average score

of 15.925 and the last position is the social benefit dimension with a percentage of 17.79% and an average score of 10.25. This condition shows that users choose to prioritize functional benefits over other things. This result is in line with a study conducted by Porto, Oliveira-Castro, & Seco-Ferreira (2011) which revealed that the characteristics of functional benefits that are directly related to the use of the product and the origin of ownership of the goods are important when making a decision. Given that

brand benefits consist of traits that include functional features related to products and brands, functional benefits help customers to get positive feelings about products and brands (Deniz, 2012).

Based on Table 1, the output results obtained from IBM SPSS AMOS version 22 shows that the critical ratio skewness value shows that the data is normally distributed because each variable's critical ratio value is between -2.58 to 2.58.

Table 1: Assessment of normality

Variable	min	max	skew	c.r.	kurtosis	c.r.
Y3	3.333	7.000	-.255	-1.470	-.457	-1.319
Y2	2.750	7.000	-.147	-.849	-.511	-1.474
Y1	3.000	7.000	-.402	-2.323	-.026	-.076
X21	3.000	7.000	-.087	-.502	-.600	-1.732
X22	3.000	7.000	-.141	-.816	-.547	-1.578
X23	3.000	7.000	-.289	-1.671	-.436	-1.259
X24	2.500	7.000	-.135	-.779	-.465	-1.343
X25	3.000	7.000	-.035	-.204	-.398	-1.150
Multivariate					2.972	1.661

Source: author's work

SEM processing results show that brand benefits have a significant effect on brand loyalty, with a standardized loading factor of 0.88 as shown in Figure 4. This result is relevant to the results of research conducted by Lin & Leckie (2017), Belaid, Mrad, Lacoueilhe, & Petrescu (2017); Deniz (2012), Erdoğan & Çiçek (2012) and Kurtoğlu & Sönmez (2016). Customers will respond to brands in different ways. In other words, customer reactions to a product with brand benefits and free products will be different from each other (Durmaz, Çavuşoğlu, & Özer, 2018). Brand benefits explain the customer's buying process and are the main source of motivation in satisfying their needs (Aaker, 2009). Therefore, brand benefits are important because they provide strength for businesses in the market as well as brand image (Durmaz, Çavuşoğlu, & Özer, 2018). The level of loyalty to the brand will be the same as the level of symbolic, functional and

experience benefits obtained by customers from the brand (Kurtoğlu & Sönmez, 2016). Therefore, brand benefits are important things that directly, positively and significantly affect brand loyalty (Belaid, Mrad, Lacoueilhe, & Petrescu, 2017; Deniz, 2012; Erdoğan & Çiçek, 2012; Kurtoğlu & Sönmez, 2016).

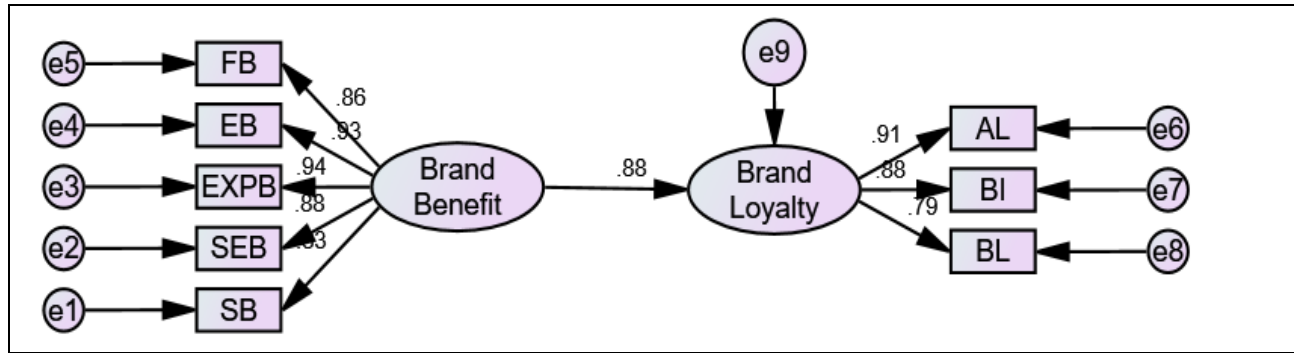


Figure 4: The structural models results

Source: author’s work

Referring to the goodness of fit test results in table 1, the values of Cmin/df < 2.00, RMSEA < 0.08, and the values of AGFI, GFI, CFI, NFI and TLI

are all greater than 0.90. This provides information that the measurement model fits the data.

Table 2: Goodness of fit

Index	Criteria	Results	Fit/Not Fit
Chi Square		115.938	
df		19	
Cmin/df	<2.00	1.102	Fit
RMSEA	<.08	0.060	Fit
GFI	>.90	0.916	Fit
AGFI	>.80	0.841	Fit
NFI	>.80	0.922	Fit
PNFI	>.05	0.650	Fit
IFI	>.50	0.968	Fit
TLI	>.90	0.953	Fit
CFI	>.90	0.968	Fit

Source: author’s work

Based on the results of the standardized loading estimate significance test as shown in table 2, objective information is obtained that all

indicators provide a significant standardized loading estimate value (p < 0.05).

Table 3: Regression Weights

			Estimate	S.E.	C.R.	P
Brand_Loyalty	←-	Brand_Benefit	.896	.065	13.849	< 0.05
X25	←-	Brand_Benefit	1.000			< 0.05
X24	←-	Brand_Benefit	1.156	.073	15.872	< 0.05
X23	←-	Brand_Benefit	1.202	.067	17.885	< 0.05
X22	←-	Brand_Benefit	1.193	.069	17.334	< 0.05
X21	←-	Brand_Benefit	1.038	.068	15.348	< 0.05
Y1	←-	Brand_Loyalty	1.000			< 0.05
Y2	←-	Brand_Loyalty	1.112	.060	18.425	< 0.05
Y3	←-	Brand_Loyalty	.913	.062	14.811	< 0.05

Source: author’s work

All indicator variables are significant, and the factor loading value as shown in table 4 is more than 0.5. The highest loading factor for the indicator variable of brand benefit is emotional

benefit (0.925), while the smallest loading factor is social benefit (0.828). The indicator variable for brand loyalty that contributes the most is attitudinal loyalty with a loading factor of 0.913.

Table 4: Standardized Regression Weights

			Estimate
Brand_Loyalty	<---	Brand_Benefit	.881
Social Benefit	<---	Brand_Benefit	.828
Self Expressive Benefit	<---	Brand_Benefit	.880
Experience Benefit	<---	Brand_Benefit	.941
Emotional Benefit	<---	Brand_Benefit	.925
Functional Benefit	<---	Brand_Benefit	.862
Attitudinal Loyalty	<---	Brand_Loyalty	.913
Behavioral Intention	<---	Brand_Loyalty	.883
Behavioral Loyalty	<---	Brand_Loyalty	.792

Source: author's work

CONCLUSION AND RECOMMENDATIONS

This paper analyzes the effect of brand benefits on brand loyalty in cosmetic products in Indonesia. From the data obtained from 200 skincare product users, it shows that brand benefits have a significant influence on brand loyalty. The results of this study also prove that there are factors that need to be improved so that brand benefits increase, namely social benefits. With the increase in brand benefits, it will also increase brand loyalty which is expected by the company so that the company is sustainable.

REFERENCES

- Aaker, D. (2009). Beyond functional benefits. *Marketing news*, 43(15), 23.
- Aaker, D. (2014). *Aaker on branding: 20 principles that drive success*. Morgan James Publishing. DOI: 10.1080/1046669X.2016.1186475
- Abedi, R., & Azma, F. (2015). The Relationship between Brand Identity with Brand Loyalty regard to the Mediating Role of Perceived Value of the Brand, Brand Trust, and Customer Satisfaction of Brand. *International Research Journal of Management Sciences*, 3(2), 108-112. DOI: 10.29333/djfm/5876
- Ahmad, U. (2011). What makes customers brand loyal: A study on telecommunication sector of Pakistan. *International journal of business and social science*, 2(14).
- Albadri, S. S. (2016). *The Impact of Brand Identity Development on Customers' Loyalty through e-Purchasing in the Jordanian Food and Beverage Industry*. (Doctoral dissertation, Middle East University).
- Alhedhaif, S., Lele, U., & Kaifi, B. A. (2016). Brand loyalty and factors affecting cosmetics buying behavior of saudi female consumers. *Journal of Business Studies Quarterly*, 7(3), 24.
- Arifine, G., Felix, R., & Furrer, O. (2019). Multi-brand loyalty in consumer markets: A qualitatively driven mixed methods approach. *European Journal of Marketing*. DOI: 10.1108/EJM-07-2017-0474
- Awan, A. G., & Rehman, A. U. (2014). Impact of customer satisfaction on brand loyalty: An empirical analysis of home appliances in Pakistan. *British Journal of Marketing Studies*, 2(8), 18-32.
- Belaid, S., Mrad, S. B., Lacoeyuilhe, J., & Petrescu, M. (2017). Are brand benefits perceived differently in less developed economies? A scale development and validation. *Journal of Marketing Analytics*, 5(3), 111-120. DOI: 10.1057/s41270-017-0024-4
- BPOM RI. (2019). *Daftar Sarana Kosmetika*. Retrieved December 30, 2019, from <http://cekbpom.pom.go.id/index.php/home/sarana/lr9081d0rcpjthktgu85d3kjb1/12/row/10/page/1/order/8/ASC/search/4/indonesia>

- Cheng, A. (2015). College students' Brand Loyalty on Cosmetics and Skin Care Products.
- Cowie, G. A., Swift, E., Borland, R., Chaloupka, F. J., & Fong, G. T. (2014). Cigarette brand loyalty in Australia: findings from the ITC Four Country Survey. *Tobacco control*, 23(suppl 1), i73-i79. DOI: 10.1136/tobaccocontrol-2013-051071
- Cronin Jr, J. J., Brady, M. K., & Hult, G. T. M. (2000). Assessing the effects of quality, value, and customer satisfaction on consumer behavioral intentions in service environments. *Journal of retailing*, 76(2), 193-218. DOI: 10.1016/S0022-4359(00)00028-2
- Dehdashti Shahrokh, Z., Jafarzadeh-kenari, M., & Bkhshizadeh, A. R. (2012). Investigating the point of view of brand social identity and its impact on the development of brand loyalty (case study: dairy and meat products company of Kaleh). *Journal of Modern Marketing Research*, 2(2).
- Deniz, M. (2012, November). Markali Ürün Tercihlerinin Satın Alma Davranışları Üzerindeki Etkisi. In *Journal Of Social Policy Conferences* (No. 61, Pp. 243-268).
- Devi, S. R. (2013) Determinants of Brand Loyalty of Skin Care Products in Rural Areas.
- Dirgantari, P. D., Pratiwi, F. A., & Utama, R. D. (2020). The analysis of brand trust in increasing brand loyalty. In *Advances in Business, Management and Entrepreneurship* (pp. 404-407). CRC Press. DOI: 10.1201/9781003131465-86
- Erdoğan, İ. E., & Cicek, M. (2012). The impact of social media marketing on brand loyalty. *Procedia-Social and behavioral sciences*, 58, 1353-1360. DOI: 10.1016/j.sbspro.2012.09.1119
- Gecti, F., & Zengin, H. (2013). The relationship between brand trust, brand affect, attitudinal loyalty and behavioral loyalty: A field study towards sports shoe consumers in Turkey. *International Journal of Marketing Studies*, 5(2), 111. DOI: 10.5539/ijms.v5n2p111
- Grafström, A., & Käck, H. (2020). Environmental Certifications in the Office Segment: Does the Swedish Market Reward Certified Properties with a Higher Price?
- Granitz, N., & Forman, H. (2015). Building self-brand connections: Exploring brand stories through a transmedia perspective. *Journal of brand management*, 22(1), 38-59. DOI: 10.1057/bm.2015.1
- Hameed, S., & Kanwal, M. (2018). Effect of brand loyalty on purchase intention in cosmetics industry. *Research in Business and Management*, 5(1), 25-35. DOI: 10.5296/rbm.v5i1.12704
- Huang, S. M., Fang, S. R., Fang, S. C., & Huang, C. C. (2016). The influences of brand benefits on brand loyalty: Intermediate mechanisms. *Australian Journal of Management*, 41(1), 141-160. DOI: 10.1177/0312896214553516
- Jarvis, L. P., & Mayo, E. J. (1986). Winning the market-share game. *Cornell Hotel and Restaurant Administration Quarterly*, 27(3), 72-79. DOI: 10.1177/001088048602700315
- Joelle, R. M. (2016). Brand Loyalty in Cosmetic Products Among Women Perception: Brand "Wardah". In 2016 International Conference on Education.
- Kalaimani, N., & Sowmiya, A. Brand Loyalty Of Cosmetic Products Among Youths In Tirupur City.
- Kasper, H. (1988). On problem perception, dissatisfaction and brand loyalty. *Journal of Economic Psychology*, 9(3), 387-397. DOI: 10.1016/0167-4870(88)90042-6
- Keller, K. L., Parameswaran, M. G., & Jacob, I. (2011). *Strategic brand management: Building, measuring, and managing brand equity*. Pearson Education India.
- Kemenperin. (2019). *Direktori Perusahaan Industri*. Retrieved December 30, 2019, from <https://kemenperin.go.id/direktori-perusahaan?what=kosmetik&prov=0>
- Keshtidar, M., Sahebkar, M., Talebpour, M., & Kalashi, M. (2018). Investigating the effect of brand identity and character on brand loyalty of football team fans. *International Journal of Sport Management and Marketing*, 18(1-2), 105-115. DOI: 10.1504/IJSMM.2018.091344
- Khraim, H. S. (2011). The influence of brand loyalty on cosmetics buying behavior of UAE female consumers. *International Journal of Marketing Studies*, 3(2), 123. DOI: 10.5539/ijms.v3n2p123

- Khundyz, Z. (2018). Retracted: The Influence Factors of Brand Loyalty: Mobile Phone Industry. *American Journal of Industrial and Business Management*, 8(6), 1624-1633. DOI: 10.4236/ajibm.2018.86108
- Kim, S. S., Choe, J. Y. J., & Petrick, J. F. (2018). The effect of celebrity on brand awareness, perceived quality, brand image, brand loyalty, and destination attachment to a literary festival. *Journal of Destination Marketing & Management*, 9, 320-329. DOI:10.1016/j.jdmm.2018.03.006
- Kim, S., Lee, J. S., & Kwon, K. D. (2013). An Effect Relationship Analysis Among Brand Benefits, Brand Charisma and Repurchasing Intents in Co-brand. *Journal of the Korea Academia-Industrial cooperation Society*, 14(9), 4248-4257. DOI:10.5762/KAIS.201314.9.4248
- Kurtoğlu, R., & Sönmez, A. T. (2016). Marka İmajı Ve Marka Faydasının Marka Sadakati Ve Pozitif Ağızdan Ağıza İletişim (Wom) Üzerindeki Etkisi the Effect Of Brand Image And Brand Utility On Brand Loyalty And Positive Word Of Mouth (Wom). *The Journal of Faculty of Economics and Administrative Sciences*, 21(4), 1127-1138.
- Kotler, P., & Keller, K. L. (2012). *Marketing Management: Philip Kotler, Kevin Lane Keller*. Pearson.
- Kotler, P., & Keller, K. L. (2016). *A framework for marketing management* (p. 352). Boston, MA: Pearson.
- L'Oréal. (2019). *Annual Report 2019 - L'Oréal*. Retrieved from <https://www.loreal-finance.com/en/annual-report-2019/cosmetics-market-2-1-0/>
- Lei, S., & Chu, L. (2015). Brand equity, consumer satisfaction and brand loyalty: An empirical study of luxury fashion brands consumption in china. *The International Journal of Business & Management*, 2(11), 22-27.
- Levy, S. J. (1959). Symbols for Sale, *Harvard Business Review*, 37 (July-August), 117-124.(1981). Interpreting Consumer Mythology: A Structural Approach to Consumer Behavior," *Journal of Marketing*, 45, 49-61. DOI: 10.2307/1251541
- Lin, J., Lobo, A., & Leckie, C. (2017). Green brand benefits and their influence on brand loyalty. *Marketing Intelligence & Planning*. DOI: 10.1108/MIP-09-2016-0174
- Lynch, J., & De Chernatony, L. (2004). The power of emotion: Brand communication in business-to-business markets. *Journal of Brand management*, 11(5), 403-419. DOI:10.1057/palgrave.bm.2540185
- Maderer, D., Holtbruegge, D., & Woodland, R. (2016). The impact of brand associations on brand loyalty in the football industry: A comparison of fans from developed and emerging football markets. *Sport, Business and Management: An International Journal*. DOI: 10.1108/SBM-06-2016-0026
- Man, Q., & Rahman, J. M. (2019). The impact of cosmetics industry social media marketing on brand loyalty: Evidence from chinese college students. *Academy of Marketing Studies Journal*, 23(2).
- Marketeers. (2016). *Indonesia Jadi Pasar Terbesar Produk Skin Care Dunia*. Retrieved November 8, 2019, from <https://marketeers.com/indonesia-jadi-pasar-terbesar-produk-skin-care-dunia/>
- Marketingstat. (2018). *What is Brand Benefit?* Retrieved June 10, 2019, from <http://www.marketingstat.com/what-is-the-brand-benefit/>
- Markplus.inc. (2020). *ZAP Beauty Index 2020*. Retrieved from <https://zapclinic.com/zapbeautyindex>
- Mwai, L. K., Muchemi, A. W., & Ndungu, C. W. (2015). Analysis of brand loyalty in cosmetic products: a case of selected salons in Nyeri town. *Journal of Economics and Sustainable Development*, 6(4), 210-219.
- Nurfadilah, P. S. (2018). *Perempuan Indonesia Pilih Produk Kecantikan dari Korea, Bagaimana dengan Label Halal*. Jakarta: Kompas. com.
- Orth, U. R., & De Marchi, R. (2007). Understanding the relationships between functional, symbolic, and experiential brand beliefs, product experiential attributes, and product schema: advertising-trial interactions revisited. *Journal of Marketing Theory and Practice*, 15(3), 219-233. DOI: 10.2753/MTP1069-6679150303
- Petzer, D., Mostert, P., Kruger, L. M., & Kuhn, S. (2014). The dimensions of brand romance as predictors of brand loyalty among cell

- phone users. *South African Journal of Economic and Management Sciences*, 17(4), 457-470. DOI: 10.4102/sajems.v17i4.721
- Porto, R. B., Oliveira-Castro, J. M. D., & Seco-Ferreira, D. C. (2011). What consumers say and do: planned and actual amounts bought in relation to brand benefits. *The service industries journal*, 31(15), 2559-2570. DOI:10.1080/02642069.2011.529607
- Rajaguru, R. (2016). Role of value for money and service quality on behavioural intention: A study of full service and low-cost airlines. *Journal of Air Transport Management*, 53, 114-122. DOI:10.1016/j.jairtraman.2016.02.008
- Reichheld, F. F., & Sasser Jr, W. E. (1990). Zero defections: quality comes to services. *Harvard business review*, 68(5), 105-111.
- Romniuk, N., & Nenycz-Thiel, M. (2013). Behavioral brand loyalty and consumer brand association. *Journal of Business Research*, 66(1), 67-72. DOI:10.1016/j.jbusres.2011.07.024
- Ruslim, T. S., Widjaja, H., & Andrew, R. (2018). Pengaruh Brand Evaluation, Satisfaction, Dan Trust Terhadap Brand Loyalty Lipstik Vxxx Di Fakultas Ekonomi Universitas Tarumanagara. *Tim Reviewer*, 9.
- Sangeetha, M. S., & Rani, K. J. (2017). A study on the brand loyalty towards skin care products with reference to Chennai. *International Journal in Management & Social Science*, 5(8), 282-286.
- Schade, M., Piehler, R., Müller, A., & Burmann, C. (2018). How cities can attract highly skilled workers as residents: the impact of city brand benefits. *Journal of Product & Brand Management*. DOI: 10.1108/JPBM-10-2017-1605
- Schiffman, K. (2011). Hansen. *Consumer Behaviour, A European Outlook*.
- Schiffman, L. G., & Wisenblit, J. (2015). *Consumer Behavior (11th, glob ed.)*.
- Shabbir, M. Q., Khan, A. A., & Khan, S. R. (2017). Brand loyalty brand image and brand equity: the mediating role of brand awareness. *International journal of innovation and applied studies*, 19(2), 416.
- Sharma, A., Bhola, S., Malyan, S., & Patni, N. (2013). Impact of brand loyalty on buying behavior of women consumers for beauty care products-Delhi region. *Global Journal of Management and Business Studies*, 3(7), 817-824.
- Shirazi, A., Zeynvand, L. H., & Karimi, M. A. (2013). Investigating the effects of brand identity on customer loyalty from social identity perspective.
- Siyoto, S., & Sodik, M. A. (2015). *Dasar metodologi penelitian*. Literasi Media Publishing.
- Taghipour, A., & Loh, A. (2017). Influences on brand loyalty among Thai female cosmetic consumers. *People: International Journal of Social Sciences*, 3(2), 43-52. DOI:10.20319/pijss.2017.32.19471969
- Tarmedi, E., Sulastri Sumiyati, S., & Dirgantari, P. D. (2018). Factors Affecting Customer Trust and Their Impact on Customer Behavioural Intention: A Study of Social Commerce in Indonesia. *Pertanika Journal of Social Sciences & Humanities*.
- Touzani, M., & Temessek, A. (2009). Brand loyalty: Impact of cognitive and affective variables.
- Van Thuy, N., Anh, N. T. N., & Binh, N. T. X. (2022). Impact Of Brand Equity On Consumer Purchase Decision: A Case Study Of Mobile Retailer In Hochiminh City, Vietnam. *Journal of Eastern European and Central Asian Research (JEECAR)*, 9(2), 229-239. DOI: 10.15549/jeecar.v9i2.762
- Whan Park, C., Jaworski, B. J., & MacInnis, D. J. (1986). Strategic brand concept-image management. *Journal of Marketing*, 50(4), 135. DOI: 10.2307/1251291
- Wismiarsi, T., & Purnama, T. J. (2015). Behavioural Loyalty: Apakah Dipengaruhi Brand Personality Dan Brand Experience? Sebuah Studi Pada Industri Kosmetik. *Jurnal Manajemen dan Bisnis Sriwijaya*, 13(3), 309-330.
- Zeithaml, V. A., & Berry, L. L. (1996). dan Parasuraman, A. 1996. *The Behavioral Consequences of Service Quality*. *Journal of Marketing*, 60(2), 31. 10.1177/002224299606000203
- Zion Market Research. (2019). *Global Cosmetic Products Market Share Expected To Reach \$863 Billion by 2024: ZMR*. Retrieved October 21, 2019, from <https://www.globenewswire.com/news->

release/2019/01/31/1708263/0/en/Global-Cosmetic-Products-Market-Share-Expected-To-Reach-863-Billion-by-2024-ZMR.html

ABOUT THE AUTHORS

Puspo Dewi Dirgantari, email:
puspodewi@upi.edu

Puspo Dewi Dirgantari, Fakultas Pendidikan Ekonomi dan Bisnis, Universitas Pendidikan Indonesia, Bandung, Indonesia

Sarah Yusary, Fakultas Pendidikan Ekonomi dan Bisnis, Universitas Pendidikan Indonesia, Bandung, Indonesia

Lili Adi Wibowo, Fakultas Pendidikan Ekonomi dan Bisnis, Universitas Pendidikan Indonesia, Bandung, Indonesia

Yusuf Murtadlo Hidayat, Fakultas Pendidikan Ekonomi dan Bisnis, Universitas Pendidikan Indonesia, Bandung, Indonesia

Eddy Soeryanto Soegoto, Department of Management, Universitas Komputer Indonesia, Bandung, Indonesia

Mohd Halim bin Mahphoth, Faculty of Business and Management, Universiti Teknologi MARA Cawangan Melaka, Malaysia

Jefry Aulia Martha, Fakultas Ekonomi dan Bisnis, Universitas Negeri Malang, Malang, Indonesia