

## BUKTI KORESPONDENSI

### ARTIKEL JURNAL INTERNATIONAL BEREPUTASI

Judul Artikel : The effect of profitability and corporate financial distress on auditor turnover in Indonesia;

Jurnal : JEECAR : Journal of Eastern European and Central Asian Research; Vol. 10 No. 1 (2023) Hal. 56-64;


Penulis : Penulis Ke-5 dari 6 Penulis;

No.	Perihal	Tanggal
1.	Bukti konfirmasi submit artikel dan artikel yang disubmit	19 Juli 2022
2.	Bukti konfirmasi review dan hasil review pertama	27 Juli 2022
3.	Bukti konfirmasi submit revisi pertama, respon kepada reviewer, dan artikel yang diresubmit	20 Agustus 2022
4.	Bukti konfirmasi review dan hasil review kedua	26 Desember 2022
5.	Bukti konfirmasi submit revisi kedua, respon kepada reviewer, dan artikel yang diresubmit	02 Januari 2023
6.	Bukti konfirmasi artikel accepted	04 Januari 2023
7.	Bukti konfirmasi artikel published online	08 Januari 2023

[← Back to Submissions](#)1050 / **Surtikanti et al.** / The effect of profitability and corporate financial distress on auditor turnover in Indonesia[Library](#)[Workflow](#)[Publication](#)[Submission](#)[Review](#)[Copyediting](#)[Production](#)

### Submission Files

[Q Search](#)

 5178	<a href="#">surtikanti, ABS-413 ARTIKE JEECAR-SURTIKANTI revusi.doc</a>	July 19, 2022	Article
--	---	------------------	---------

[Download All Files](#)

### Pre-Review Discussions

[Add discussion](#)

Name	From	Last Reply	Replies	Closed
------	------	------------	---------	--------

*No Items*



Surtikanti Lnu &lt;surtikanti@email.unikom.ac.id&gt;

---

**1050 Article Journal JEECAR - Request to proofread**

3 messages

---

**Mykola Megits, Ph.D.** <nmegits@gmail.com>  
To: surtikanti@email.unikom.ac.id

Wed, Dec 28, 2022 at 6:02 AM

Dear Professor,

Please proofread the attached article and complete the final corrections/changes if needed.

Please pay special attention to the listed references to ensure that they are organized according to APA Style and that all the DOI URL links are provided (if available).

- Search DOIs using this link <https://search.crossref.org/>
- APA Style for listing the references [https://owl.purdue.edu/owl/research\\_and\\_citation/apa\\_style/apa\\_formatting\\_and\\_style\\_guide/reference\\_list\\_articles\\_in\\_periodicals.html](https://owl.purdue.edu/owl/research_and_citation/apa_style/apa_formatting_and_style_guide/reference_list_articles_in_periodicals.html)


Return the revised Word file with made changes highlighted in yellow ASAP by replying to this email. We plan to publish this Special issue on January 15, 2023, or earlier.

Thank you,

Dr. Megits

Editor

---

**2 attachments** **1050-Layout.doc.docx**  
100K **1050-Layout.doc.pdf**  
292K

---

**Surtikanti Lnu** <surtikanti@email.unikom.ac.id>  
To: "Mykola Megits, Ph.D." <nmegits@gmail.com>

Mon, Jan 2, 2023 at 10:30 PM

Dear Prof. Megits...


Here, we submit an article that has been revised and colored in yellow, oya my name Surtikanti, not Surikanti

Thank you

SURTIKANTI

[Quoted text hidden]

---

 **JEECAR-1050-Layout.doc**  
315K

---

**nmegits@gmail.com** <nmegits@gmail.com>  
To: Surtikanti Lnu <surtikanti@email.unikom.ac.id>

Wed, Jan 4, 2023 at 3:12 AM

Thank you for the provided revisions.

Best regards.

[Quoted text hidden]

## Q23`1THE EFFECT OF PROFITABILITY AND CORPORATE FINANCIAL DISTRESS ON AUDITOR TURNOVER IN INDONESIA

**Surtikanti Surtikanti**

Department of Accounting, Universitas Komputer Indonesia, Indonesia

**Dean Subhan Saleh**

Department of Accounting, STIE DR. KHEZ Muttaqien, Purwakarta, Indonesia

**Sharifah Norzehan Syed Yusuf**

Accounting Research Institute, University Technology MARA, Malaysia

**Rayna Ratu Nindyas**

Department of Accounting, Universitas Komputer Indonesia, Indonesia

**Sri Dewi Anggadini**

Department of Accounting, Universitas Komputer Indonesia, Indonesia

**Ali Jamaluddin**

Department of Accounting, STIE DR. KHEZ Muttaqien, Purwakarta, Indonesia

### ABSTRACT

This study aimed to determine the effect of profitability and corporate financial distress on auditor turnover in Indonesia. This study uses descriptive and verification methods with a quantitative approach. The population used in this study are 56 annual financial statements of Manufacturing Companies in the Pharmaceutical Sub-Sector listed on the Indonesia Stock Exchange. The results showed that profitability had a significant effect on auditor turnover. This indicates that the profitability of a developed company has substantial funds to replace a better auditor. While the company's financial distress has no significant effect on auditor turnover, the change of auditors will ensure the company's financial condition so that auditor changes will not be carried out when the company is in financial distress. The impact of this research is that manufacturing companies can consider this when deciding to change auditors.

**Keywords:** profitability; company financial distress; auditor switching

DOI: <http://dx.doi.org/10.15549/jeecar.v10i1.1050>

### INTRODUCTION

The issue of auditor independence, on the

one hand, occupies a central position in the auditing literature, but on the other hand,

Commented [A1]: Dean is name complet dean subhan saleh

it is also the issue that most often triggers debates regarding auditor rotation. This auditor rotation is related to the company's actions to change auditors (auditor switching). The phenomenon of auditor turnover began to be investigated in the United States in the 1970s since many auditor changes existed. AICPA (American Institute of Certified Public Accountants) agrees that auditor turnover is the main problem faced by CPAs (Ely, 2021). Auditor rotation is related to the company's actions to change auditors (auditor switching). One of the benchmarks for a company to change auditors is profitability. Because the company's financial performance is improving, it feels able to pay for another KAP that may have better quality than the KAP it uses. The company's financial distress (financial distress) is a condition that is experiencing financial difficulties or threatened with bankruptcy. In this situation, a company will generally tend to change auditors. The condition of client companies experiencing financial difficulties tends to impact increasing caution and evaluating auditor subjectivity. Anggadini (2017) states that bankruptcy will not occur if the company can anticipate and make strategies to deal with bankruptcy if bankruptcy actually occurs to the company. The company's financial difficulties are measured or proxied by using DER (debt to equity ratio), which is a ratio that describes the company's ability to meet all of its obligations with its own capital. The larger the DER ratio indicates a larger composition of debt than equity, which indicates the deteriorating performance of the company.

Surtikanti (2021) which states that profitability can affect auditor turnover if the company obtains an increase in profitability, the company experiences growth in its company, thus companies that are experiencing growth will tend to make changes. This research expands the object and population from several previous studies. Anggadini, et.all (2015), suggest that profitability has an effect on auditor turnover, Wijaya, E., & Rasmini, N. K. (2015) company financial difficulties have a positive effect on auditor turnover.

Meanwhile, according to Iman Sarwoko (2016) the company's financial difficulties have a negative effect on auditor turnover. Suryana & Surtikanti (2020) and Pradhana, M. A. B., & Suputra, I. D. (2015) in their research found that the company's financial difficulties had no effect on auditor turnover. Surtikanti (2020) explain that profitability has no effect on auditor turnover.

Therefore, this research was conducted because it has differences with previous studies that are used as novelties in this study, namely the indicators studied from the profitability and financial distress variables, unit analysis and making periodic financial statements. These indicators are used to measure the impact of the use of return of assets and debt on equity ratio on the auditor switching by using regression logistic analysis methods through descriptive and verification analysis approaches. The study used multiple regression analysis to measure the magnitude of the impact of independent variables. Furthermore, in providing an overview and testing the acceptance or rejection of hypotheses, using descriptive and verification analysis approaches.

## LITERATURE REVIEW

### Profitability

According to Surtikanti (2020), the Profitability ratio is the ratio to measure a company's ability to make a profit. This ratio also measures the level of management effectiveness of a company. In this study, the measure of profitability was measured using ROA. Ratio ROA in financial analysis has a very important meaning. That is one of the comprehensive techniques.

*Return on Total Asset (ROA)*. This ratio looks at the extent to which the investment that has been invested is able to provide the expected profit. And the investment is actually the same as the company's assets that are invested or placed. The formula is:

$$\frac{\text{Earning After Tax (EAT)}}{\text{Total Asset}}$$

### Financial Distress

According to Blaga & Jozsef (2014), the stage of decline in financial condition occurs before bankruptcy or liquidation. Financial distress begins with the inability to fulfill its obligations, especially short-term obligations, including liquidity obligations, and also includes obligations in the solvency category.. Financial distress problems can be measured or projected using DER (debt to equity ratio):

$$DER = \frac{\text{Total Liabilities}}{\text{Total Shareholders' Equity}}$$

Description:

- DER = Debt to Equity Ratio
- Total Liabilities = Total Debt
- Total Shareholders' Equity = Total Own Capital

The researcher uses the DER to assess debt with equity and describe the extent to which the owner's capital can cover debts to outsiders.

### Auditor Switching

According to Levinthal and Fichman (1988), Auditor switching is defined as a change in a firm's auditor tie from one year to the next. Specifically, if a firm in the following year (time  $t + 1$ ) retains a different auditor from that in the current year (time  $t$ ), then a firm is coded as switching auditors at the current year

The ROA (return on assets) ratio measures profitability that affects auditor turnover. The higher the ROA value, the better the effectiveness of the company's management in managing assets so that its business prospects will also be better (Putra, I. W. D. W. (2014)). This will make the company change from a small KAP to a large KAP so that the new KAP can accommodate the expansion that occurs in the company.

Research conducted by Anggraeni (2021) suggests that a better ROA indicates a good business prospect which encourages changing

the KAP to a more reputable one.

According to research by Sanulika, A. (2018), it is stated that there is an influence between the company's profitability on the company's decision to change to a KAP that has more names.

Meanwhile, according to Salim, I. F. (2020) and Ruchana, F., & Khikmah, S. N. (2020) profitability that affects auditor turnover is measured using the NPM ratio (net profit margin). The larger the net profit margin, the more investors like the company because it shows the company is getting good returns that exceed the cost of goods sold. The large level of company profit generated, the company is able to hire a higher quality KAP.

The Effect Of Profitability And Corporate Financial Distress On Auditor Turnover, so that hypotheses can be proposed, namely:

- H<sub>1</sub>: Profitability has a significant effect on auditor turnover;
- H<sub>2</sub>: The company's financial difficulties have a significant effect on the change of auditors.

### METHODOLOGY

This study uses descriptive and verification methods with a quantitative approach. This research aims to objectively provide an overview or description of a situation and re-examine previous studies' results to verify the truth of previous research results. This type of research is quantitative because the quantitative approach focuses on symptoms that have certain characteristics and the nature of the variables and is analyzed using an objective theory.

In this study, the descriptive verification method with a quantitative approach is used to test the auditor turnover variable (Y), which is influenced by the profitability variable (X<sub>1</sub>) and the company's financial difficulty variable (X<sub>2</sub>), and to test the theory by testing a hypothesis whether it is accepted or rejected.

The population used in this study are 56 annual financial statements of Manufacturing Companies in the Pharmaceutical Sub-Sector listed on the

Indonesia Stock Exchange in the 2017-2021 period, consisting of balance sheets and income statements. The researcher used a purposive sampling method. So the number of samples used in this study were 50 Financial Statements of Manufacturing Companies in the Pharmaceutical Sub-Sector for the period 2017 to 2022, which came from 10 companies. This study's model and hypothesis testing were carried out using logistic regression. The reason for using logistic regression is because of the qualitative variables. In addition, the dummy variable is categorical or nominally dichotomous (it only has 2 values, namely 1 for changing KAP and 0 for not changing KAP).

Logistic regression is actually similar to the discriminant analysis in that we want to test whether the probability of the occurrence of the dependent variable can be predicted with the independent variable (Sekaran & Bougie, 2020). In this study, logistic regression was used to examine the effect of profitability and company financial difficulties on auditor turnover. The logistic regression model in this study is as follows:

$$\ln \frac{P}{1-P} = a + b_1 ROA + b_2 DER + \varepsilon$$

$\ln \frac{P}{1-P}$	=	Auditor Change
$ROA$	=	Profitability
$DER$	=	Company Financial Difficulties
$a$	=	constant
$\varepsilon$	=	Error Term

Hypothesis testing was carried out by multivariate analysis using logistic regression, in which the independent variable was a combination of metric and non-metric (nominal). This analysis technique no longer uses the normality and the classical assumption tests on the independent variables (Sekaran & Bougie, 2020).

The first analysis assesses the model's overall fit to the data. The statistics used are based on the Likelihood function. The likelihood (L) of the model is the

probability that the hypothesized model describes the input data. To test the null hypothesis and the alternative hypothesis, L was transformed into  $-2\text{LogL}$ .

With an alpha of 5%, the method of assessing the fit of this model is as follows:

1. If the value of  $-2\text{LogL} < 0.05$  means that the model fits the data.
2. If the value of  $-2\text{LogL} > 0.05$  means that the model does not fit the data.

There is a reduction in the value between the initial  $-2\text{LogL}$  (initial  $-2LL$  function) and the  $-2\text{LogL}$  value in the next step, indicating that the hypothesized model fits the data (Sekaran & Bougie, 2020).

The feasibility of the regression model was assessed using Hosmer and Lemeshow's Goodness of Fit Test. Suppose the statistical value of Hosmer and Lemeshow's Goodness of fit is greater than 0.05. In that case, it means that the model is able to predict the value of the observation, or it can be said that the model is accepted because it is in accordance with the observation data. (Sekaran & Bougie, 2020)

Cox and Snell's R Square is a measure that tries to imitate the size of R Square in multiple regression, which is based on the likelihood estimation technique with a maximum value of less than one, so it is difficult to interpret. To be able to get a coefficient of determination that can be interpreted as the value of R<sup>2</sup> in multiple regression, the Nagelkerke R Square is used. Nagelkerke's R Square is a modification of the Cox and Snell R Square coefficients to ensure that its value varies from 0 to 1. This is done by dividing the Cox and Snell R Square value by its maximum value (Sekaran & Bougie, 2020). A small value means that the ability of the independent variables to explain the variation of the dependent variable is very limited. A value close to one means that the independent variables provide almost all the information needed to predict the dependent variables.

**RESULTS AND DISCUSSION**

The following presented logistics regression results calculated using the program SPSS 21.0.

**Table 1:** Estimated Value of Logistics Regression

Variables in the Equation							
		B	S.E.	Wald	df	Sig.	Exp(B)
Step 1 <sup>a</sup>	ROA	5,005	2,529	3,918	1	0,048	149,225
	DER	1,274	0,913	1,945	1	0,163	3,574
	Constant	-4,780	1,394	11,762	1	0,001	0,008

a. Variable(s) entered on step 1: ROA, DER.

Source: Results of data processing

Table 1 shows the logistic regression that explains the effect of profitability and company financial difficulties on auditor turnover as follows:

$$\ln \frac{P}{1-P} = -4,780 + 5,005 \text{ ROA} + 1,274 \text{ DER}$$

The estimated value of the logistic regression presented in the regression equation above cannot be interpreted directly as in the usual linear regression model. Still, the estimated value of the logistic regression equation can be interpreted from the value of Exp (B) or commonly referred to as the odds ratio

value. The interpretation of the odds ratio value obtained is as follows:

- a) The value of the odds ratio for ROA is 149.225 with a positive regression coefficient which indicates that the higher the company's ROA, the company's opportunity to change auditors will increase by 149.225.
- b) The odds ratio for DER is 3.574 with a positive regression coefficient which indicates that the higher the company's DER value, the company's opportunity to change auditors will increase by 3.574.

**Table 2:** Likelihood Ratio Test

Iteration History <sup>a,b,c,d</sup>					
Iteration		-2 Log likelihood	Coefficients		
			Constant	ROA	DER
Step 1	1	26,153	-2,277	2,028	,359
	2	20,372	-3,570	3,647	,767
	3	19,362	-4,422	4,624	1,117
	4	19,285	-4,743	4,967	1,258
	5	19,284	-4,780	5,005	1,274
	6	19,284	-4,780	5,005	1,274

- a. Method: Enter
- b. Constant is included in the model.
- c. Initial -2 Log Likelihood: 23,397
- d. Estimation terminated at iteration number 6 because parameter estimates changed by less than ,001.

Source: Results of data processing

In table 2, it can be seen that there was a decrease in the value of -2 Log L at step 0



from 23,397 to only 19,284 in step 1. These results indicate that the hypothesized model fits the data, or in other words, the addition of independent variables can improve the model to become more fit, which means that all the independent

variables included in the logistic regression model affect the possibility of the company to change auditors.

The results of hypothesis testing are presented in the following table:

**Table 3:** Wald Test Effect of ROA on Auditor Change

Variable	Wald	$\chi^2_{\text{tabel}}$	Sig.	$\alpha$	Keputusan	Kesimpulan
$X_1 \rightarrow Y$	3,918	3,841	0,048	0,05	Ho ditolak	Signifikan

Source: Results of data processing

Table 3 shows that the significance value obtained is 0.048 and less than 0.05, so with a 95% confidence level, it was decided

to reject Ho and accept Ha. These results show that ROA has a significant effect on auditor turnover.

**Table 4:** Wald Test Effect of DER on Auditor Change

Variabel	Wald	$\chi^2_{\text{tabel}}$	Sig.	$\alpha$	Keputusan	Kesimpulan
$X_2 \rightarrow Y$	1,945	3,841	0,163	0,05	Ho diterima	Tidak Signifikan

Source: Results of data processing

Table 4 shows that the significance value obtained is 0.163, much greater than 0.05, so with a 95% confidence level, it was decided to accept Ho and reject Ha. These results show that DER does not significantly affect auditor turnover.

The Nagelkerke R Square coefficient can be interpreted as the R Square value in the ordinary linear regression model. Based on the results of data processing using the SPSS 21.0 program, the following results were obtained:

**Table 5:** Coefficient of Determination Nagelkerke R Square

Model Summary			
Step	-2 Log likelihood	Cox & Snell R Square	Nagelkerke R Square
1	19,284 <sup>a</sup>	,071	,207

a. Estimation terminated at iteration number 6 because parameter estimates changed by less than ,001.

Source: Results of data processing

In table 5, it can be seen that the Nagelkerke R Square value obtained is 0.207. These results show that ROA and DER together contribute an influence of 20.7% on the possibility of a company changing auditors, while the remaining 79.3% is a significant contribution of influence given by other factors not examined.

## DISCUSSION

### The Effect of Profitability on Auditor Changes

There is a positive relationship between profitability and auditor turnover. That is, profitability has a strong relationship with auditor turnover, and it can be said that profitability is proportional to auditor turnover. If profitability increases, the company will change auditors because the

company has more funds to pay for a new, higher-quality KAP. So that there is an influence between profitability on auditor turnover in the Pharmaceutical Sub-Sector Manufacturing Companies listed on the Indonesia Stock Exchange.

The main factor that influences a company to change auditors is profitability. Profitability is a ratio that describes the company's ability to earn profits through all capabilities and existing sources such as sales activities, cash, capital, number of employees, number of branches, and so on Anggraini, H. et. al. (2021). So, in order to earn above-average profits, management must be able to increase revenues and minimize expenses.

The magnitude of the profitability of a company indicates that the company has large funds to replace a better auditor. Research conducted by Anggadini et al. 1. (2021) and Surtikanti et al. 1 (2022) concludes that if the company increases its profitability, it experiences growth in its company; thus, companies that are experiencing growth will tend to change auditors.

Research conducted by Salim, I. F. (2020). and Surtikanti. S. (2020) states that profitability that affects auditor turnover is measured using ROA. The higher the ROA value, the better the effectiveness of the company's management in managing assets so that the business prospects will also be better. This will make the company change from a small KAP to a large KAP so that the new KAP can accommodate the expansion that occurs in the company.

#### **The Effect of Company Financial Distress on Auditor Change**

The results of testing the company's financial difficulties on auditor turnover indicate that this hypothesis cannot be accepted. So there is no relationship between the company's financial difficulties and auditor turnover. This means that the company's financial difficulties do not have a strong relationship with the change of auditors, and it can be said that the company's

financial difficulties are not proportional to the change of auditors.

If the company's financial difficulties increase, the company will not change auditors because the company does not have more funds to pay for a new, higher-quality KAP. The company's financial distress is a situation where the company's operating cash flow is not sufficient to pay off current obligations (such as trade payables or interest expense), and the company is forced to take corrective actions. So, the change of auditors will further complicate the company's financial condition and the company will seriously consider the decision to change auditors (Salim & Rahayu, 2014; Juli Is & mana Manda, 2018 and Maryani, Respati & Safrida, 2016)

The magnitude of the level of financial difficulty of a company indicates that the company chooses an engagement with the old auditor who already knows the company's financial condition to increase the confidence of shareholders and creditors.

Research conducted by Manto and Manda (2018) and Praptika and Rasmini (2016), Astuti and Ramantha (2014) on financial distress tend not to change KAP. This is due to changing auditors in a company that is too frequent to increase audit fees. When auditing a client for the first time, the first thing the auditor does is understand the client's business environment and the client's audit risks. This results in high start-up costs and can increase audit fees. In addition, the first assignment will also allow for high errors. An effort to maintain investor confidence and attract interest in investing is to use a KAP that can produce higher audit quality and is more independent.

#### **CONCLUSION AND RECOMMENDATION**

Profitability has a significant effect on auditor turnover while the company's financial difficulties do not have a significant effect on auditor turnover in Manufacturing Companies in the Pharmaceutical Sub-sector listed on the Indonesia Stock Exchange for the period

2007-2014. Companies that are experiencing financial difficulties do not replace the KAP that audits the company in the hope that the financial difficulties that occur in the company are not known to more people, if the company changes the KAP, more people will know about the financial difficulties that occur and of course affect the company reputation in the business environment.

#### ACKNOWLEDGMENTS

This research was completed on time due to the motivation and support of various parties. Especially we thank the Chancellor of the Indonesian Computer University, Prof Dr. Ir, H. Eddy Soeyanto Soegoto, MT so the article can be published in a Scopus-indexed international journal.

#### REFERENCES

- Anggadani, S. D. (2015). Accounting information system quality related to ethics and competence of users. *International Journal of Applied Business and Economic Research*, 13(5), 3143-3158.
- Anggadani, S. D. (2017). Improving the Quality of Accounting Information System Through the Availability of User's Competence. *Journal of Engineering and Applied Sciences*, 9260-9265.
- Anggadani, S. D., & Susanto, A. (2017). Study of Resources Allocation on the Implementation of Accounting Information System. *Journal of Engineering and Applied Sciences*, 9255-9259.
- Anggadani, S. D. Surtikanti Surtikanti, Saepudin A and Saleh. D. S (2021) Business Performance and Implementation of Total Quality Management: A Case Study in Indonesia. *Journal of Asian Finance, Economics and Business* Vol 8 No 5 (2021) 1039-1046. <http://dx.doi.org/10.13106/jafeb.2021.vol.8.no.5.1039>
- Anggadani, S. D. Surtikanti Surtikanti, Ari Bramasto & Egi Fahrana. (2022). Determination of Individual Taxpayer Compliance in Indonesia: A Case Study. *Journal of Eastern European and Central Asian Research (JEECAR)*, 9 (1). 129-137. <https://doi.org/10.15549/jeecar.v9i1.883>
- Anggraini, H., Annisa, D., Angraini, D., Irawati, W., & Utami, T. (2021). Effect of Financial Distress, Profitability, Company Growth and Audit Opinion on Auditor Change. *Eko Preneur*, 2(2), 216-229.
- Astuti, N. L. P. P. N., & Ramantha, I. W. (2014). Pengaruh Audit Fee, Opini Audit Going Concern, Financial Distress dan Ukuran Perusahaan Pada Pergantian Auditor Perusahaan Manufaktur yang Terdaftar di Bursa Efek Indonesia Periode 2008-2012. *E-jurnal Akuntansi*, 7(3), 663-676.
- Ely Suhayati. (2022). Auditor Workload and Its Implication on Auditor's Professional Ability. *Journal of Eastern European and Central Asian Research (JEECAR)*, 9(1), 21-28. <https://doi.org/10.15549/jeecar.v9i1.869>
- Juli Is Manto And Dewi Lesmana Manda (2018) Effect Of Financial Distress, Return Management And Measurements Of The Auditors Switching. *Accounting, Auditing & Information Research Media*. Vol. 18 No.2 September 2018 : 205-224. <http://dx.doi.org/10.25105/mraai.v18i2.3069>
- Maryani, S., Respati, N. W., & Safrida, L. (2016). Effect of Financial Distress, Company Growth, Profitability, Cap Size, and Company Size on Auditor Change. *Jurnal Reviu Akuntansi dan Keuangan*, 6(2).
- Pradhana, M. A. B., & Suputra, I. D. (2015). Effect of audit fee, going concern opinion, financial distress, company size, hood size on auditor turnover.. *E-Jurnal Akuntansi*, 11(3), 713-729.
- Praptika, P. Y. H., & Rasmini, N. K. (2016). The effect of audit tenure, auditor turnover and financial distress on audit delay in consumer goods companies. *E-Jurnal Akuntansi*, 15(3), 2052-2081.

- Putra, I. W. D. W. (2014). The Effect of Financial Distress, Changes in Profitability, Growth of Client Companies and Audit Opinions on Auditor Change. *E-Jurnal Akuntansi*, 8(2), 308-323.
- Ruchana, F., & Khikmah, S. N. (2020, November). Effect of Audit Opinion, Auditor Change, Profitability and Complexity of Financial Statements on Audit Delay. In *UMMagelang Conference Series* (pp. 257-269).
- Salim, I. F. (2020). The Effect Of Company Size, Financial Distress, and Profitability Toward Auditor Switching (Empirical Study in Manufacture Companies in Indonesia Stock Exchange 2016-2018) (Doctoral dissertation, Universitas Jenderal Soedirman).
- Salim, A., & Rahayu, S. (2014). Effect of Audit Opinion, KAP Size, Management Change, and Financial Distress on Auditor Switching. *eProceedings of Management*, 1(3).
- Sanulika, A. (2018). Pengaruh Opini Audit, Peringkat Kap, Ukuran Perusahaan Dan Profitabilitas Terhadap Nilai Perusahaan Dengan Auditor Switching Sebagai Variabel Mediasi. *Scientific Journal Of Reflection: Economic, Accounting, Management and Business*, 1(4), 371-380.
- Sekaran, Uma & Bougie, Roger. (2020). *Research Methods For Business: A Skill Building Approach* (8th ed. (Asia Edition)). Hoboken: Wiley.
- Suryana, N., & Surtikanti, S. (2020). Corporate Action Result (Stock Buyback) To Stock Price: A Study of Buyback at The Indonesia Stock Exchange In The Year of 2014-2019. *International Journal of Multi Science*, 1(05), 40-46.
- Surtikanti, S Impact Profit When Implementation of International Financial Reporting Standards (IFRS) (2020) *Economy, Business Economy / Management, Financial Markets, Accounting - Business Administration*, 1.(02)
- Surtikanti, S., Lutfiah, L., Andaresya, I., & Febriani, I. (2021). Application Design for Recording Financial Statements. *International Journal of Research and Applied Technology (INJURATECH)*, 1(1), 17-24.
- Surtikanti, S. (2020). Impact Profit When Implementation of International Financial Reporting Standards (IFRS). *Finance, Accounting and Business Analysis*, 2(1), 1-10.
- Surtikanti Surtikanti, Saepudin. A, Yashinta Arizona, Anggadini. S.D (2022) The Influence of Capital Adequacy Ratio (CAR) and Net Interest Margin (NIM) on Profitability (Survey on Foreign Exchange Commercial Banks Listed in Indonesia Stock Exchange the Year 2011-2015). *Indonesian Journal of Economics, Social, and Humanities*. Vol.4, No.2. <https://doi.org/10.31258/ijesh.4.2.111-122>
- Wijaya, E., & Rasmini, N. K. (2015). Effect of audit fee, going concern opinion, financial distress, company size, hood size on auditor turnover. *E-Jurnal Akuntansi*, 11(3), 940-966.

### ABOUT THE AUTHORS

Surtikanti, email:

[surtikanti@email.unikom.ac.id](mailto:surtikanti@email.unikom.ac.id)

**Surtikanti Surtikanti**, is an Academic at Indonesia Computer University. She teaches Finance and Auditing.

**Sri Dewi Anggadini**, is an Associate Professor and Academic at Indonesia Computer University. She teaches Finance and Accounting Information Systems.

**Sharifah Norzehan Syed Yusuf**, is an Academic at the Accounting Research Institute and Faculty of Accountancy UiTM, Malaysia.

**Rayna Ratu Nindyas**, is affiliated with the Department of Accounting, Universitas Komputer Indonesia, Bandung, Indonesia

**Dean Subhan Saleh**, is affiliated with the Department of Accounting, STIE DR. KHEZ Muttaqien, Purwakarta, Indonesia. He teaches Financial Management, Analysis of Financial Statements, and Business Feasibility Study.

**Ali Jamaluddin**, is affiliated with the Department of Accounting, STIE DR. KHEZ Muttaqien, Purwakarta, Indonesia. He teaches Financial Management and Business Feasibility Study.

**Commented [A2]:** Dean is name , not dean of departemen

# THE EFFECT OF PROFITABILITY AND CORPORATE FINANCIAL DISTRESS ON AUDITOR TURNOVER IN INDONESIA

**Surtikanti Surtikanti**

Department of Accounting, Universitas Komputer Indonesia, Indonesia

**Sri Dewi Anggadini**

Department of Accounting, Universitas Komputer Indonesia, Indonesia

**Sharifah Norzehan Syed Yusuf**

Accounting Research Institute, University Technology MARA, Malaysia

**Rayna Ratu Nindyas**

Department of Accounting, Universitas Komputer Indonesia, Indonesia

**Subhan Saleh**

Department of Accounting, STIE DR. KHEZ Muttaqien, Purwakarta, Indonesia

**Ali Jamaluddin**

Department of Accounting, STIE DR. KHEZ Muttaqien, Purwakarta, Indonesia

## ABSTRACT

This study aimed to determine the effect of profitability and corporate financial distress on auditor turnover in Indonesia. This study uses descriptive and verification methods with a quantitative approach. The population used in this study are 56 annual financial statements of Manufacturing Companies in the Pharmaceutical Sub-Sector listed on the Indonesia Stock Exchange. The results showed that profitability had a significant effect on auditor turnover. This indicates that the profitability of a developed company has substantial funds to replace a better auditor. While the company's financial distress has no significant effect on auditor turnover, the change of auditors will ensure the company's financial condition so that auditor changes will not be carried out when the company is in financial distress. The impact of this research is that manufacturing companies can consider this when deciding to change auditors.

**Keywords:** profitability; company financial distress; auditor switching

DOI: <http://dx.doi.org/10.15549/jeecar.v10i1.1050>

## INTRODUCTION

The issue of auditor independence, on the one hand, occupies a central position in the auditing literature, but on the other hand, it is also the issue that most often triggers debates regarding

auditor rotation. This auditor rotation is related to the company's actions to change auditors (auditor switching). The phenomenon of auditor turnover began to be investigated in the United States in the 1970s since many auditor changes existed. AICPA (American Institute of Certified

Public Accountants) agrees that auditor turnover is the main problem faced by CPAs (Ely, 2021). Auditor rotation is related to the company's actions to change auditors (auditor switching). One of the benchmarks for a company to change auditors is profitability. Because the company's financial performance is improving, it feels able to pay for another KAP that may have better quality than the KAP it uses. The company's financial distress (financial distress) is a condition that is experiencing financial difficulties or threatened with bankruptcy. In this situation, a company will generally tend to change auditors. The condition of client companies experiencing financial difficulties tends to impact increasing caution and evaluating auditor subjectivity. Anggadini (2017) states that bankruptcy will not occur if the company can anticipate and make strategies to deal with bankruptcy if bankruptcy actually occurs to the company. The company's financial difficulties are measured or proxied by using DER (debt to equity ratio), which is a ratio that describes the company's ability to meet all of its obligations with its own capital. The larger the DER ratio indicates a larger composition of debt than equity, which indicates the deteriorating performance of the company.

Surtikanti (2021) which states that profitability can affect auditor turnover if the company obtains an increase in profitability, the company experiences growth in its company, thus companies that are experiencing growth will tend to make changes. This research expands the object and population from several previous studies. Anggadini, et.all (2015), suggest that profitability has an effect on auditor turnover, Wijaya, E., & Rasmini, N. K. (2015) company financial difficulties have a positive effect on auditor turnover. Meanwhile, according to Iman Sarwoko (2016) the company's financial difficulties have a negative effect on auditor turnover. Suryana & Surtikanti (2020) and Pradhana, M. A. B., & Suputra, I. D. (2015) in their research found that the company's financial difficulties had no effect on auditor turnover. Surtikanti (2020) explain that profitability has no effect on auditor turnover.

Therefore, this research was conducted because it has differences with previous studies that are used as novelties in this study, namely the indicators studied from the profitability and financial distress variables, unit analysis and

making periodic financial statements. These indicators are used to measure the impact of the use of return of assets and debt on equity ratio on the auditor switching by using regression logistic analysis methods through descriptive and verification analysis approaches. The study used multiple regression analysis to measure the magnitude of the impact of independent variables. Furthermore, in providing an overview and testing the acceptance or rejection of hypotheses, using descriptive and verification analysis approaches.

## LITERATURE REVIEW

### Profitability

According to Surtikanti (2020), the Profitability ratio is the ratio to measure a company's ability to make a profit. This ratio also measures the level of management effectiveness of a company. In this study, the measure of profitability was measured using ROA. Ratio ROA in financial analysis has a very important meaning. That is one of the comprehensive techniques.

*Return on Total Asset* (ROA). This ratio looks at the extent to which the investment that has been invested is able to provide the expected profit. And the investment is actually the same as the company's assets that are invested or placed. The formula is:

$$\frac{\text{Earning After Tax (EAT)}}{\text{Total Asset}}$$

### Financial Distress

According to Blaga & Jozsef (2014), the stage of decline in financial condition occurs before bankruptcy or liquidation. Financial distress begins with the inability to fulfill its obligations, especially short-term obligations, including liquidity obligations, and also includes obligations in the solvency category.. Financial distress problems can be measured or projected using DER (debt to equity ratio):

$$\text{DER} = \frac{\text{Total Liabilities}}{\text{Total Shareholders'}}$$

Description:

- DER = Debt to Equity Ratio
- Total Liabilities = Total Debt
- Total Shareholders' Equity = Total Own Capital

The researcher uses the DER to assess debt with equity and describe the extent to which the owner's capital can cover debts to outsiders.

### Auditor Switching

According to Levinthal and Fichman (1988), Auditor switching is defined as a change in a firm's auditor tie from one year to the next. Specifically, if a firm in the following year (time  $t + 1$ ) retains a different auditor from that in the current year (time  $t$ ), then a firm is coded as switching auditors at the current year

The ROA (return on assets) ratio measures profitability that affects auditor turnover. The higher the ROA value, the better the effectiveness of the company's management in managing assets so that its business prospects will also be better (Putra, I. W. D. W. (2014)). This will make the company change from a small KAP to a large KAP so that the new KAP can accommodate the expansion that occurs in the company.

Research conducted by Anggraeni (2021) suggests that a better ROA indicates a good business prospect which encourages changing the KAP to a more reputable one.

According to research by Sanulika, A. (2018), it is stated that there is an influence between the company's profitability on the company's decision to change to a KAP that has more names.

Meanwhile, according to Salim, I. F. (2020) and Ruchana, F., & Khikmah, S. N. (2020) profitability that affects auditor turnover is measured using the NPM ratio (net profit margin). The larger the net profit margin, the more investors like the company because it shows the company is getting good returns that exceed the cost of goods sold. The large level of company profit generated, the company is able to hire a higher quality KAP.

The Effect Of Profitability And Corporate Financial Distress On Auditor Turnover, so that hypotheses can be proposed, namely:

- $H_1$ : Profitability has a significant effect on auditor turnover;
- $H_2$ : The company's financial difficulties have a significant effect on the change of auditors.

### METHODOLOGY

This study uses descriptive and verification methods with a quantitative approach. This research aims to objectively provide an overview or description of a situation and re-examine previous studies' results to verify the truth of previous research results. This type of research is quantitative because the quantitative approach focuses on symptoms that have certain characteristics and the nature of the variables and is analyzed using an objective theory.

In this study, the descriptive verification method with a quantitative approach is used to test the auditor turnover variable ( $Y$ ), which is influenced by the profitability variable ( $X_1$ ) and the company's financial difficulty variable ( $X_2$ ), and to test the theory by testing a hypothesis whether it is accepted or rejected.

The population used in this study are 56 annual financial statements of Manufacturing Companies in the Pharmaceutical Sub-Sector listed on the Indonesia Stock Exchange in the 2017-2021 period, consisting of balance sheets and income statements. The researcher used a purposive sampling method. So the number of samples used in this study were 50 Financial Statements of Manufacturing Companies in the Pharmaceutical Sub-Sector for the period 2017 to 2022, which came from 10 companies. This study's model and hypothesis testing were carried out using logistic regression. The reason for using logistic regression is because of the qualitative variables. In addition, the dummy variable is categorical or nominally dichotomous (it only has 2 values, namely 1 for changing KAP and 0 for not changing KAP).

Logistic regression is actually similar to the discriminant analysis in that we want to test whether the probability of the occurrence of the dependent variable can be predicted with the independent variable (Sekaran & Bougie, 2020). In this study, logistic regression was used to examine the effect of profitability and company financial difficulties on auditor turnover. The logistic regression model in this study is as follows:

$$\ln \frac{P}{1-P} = a + b_1 ROA + b_2 DER + \varepsilon$$

$$\begin{aligned} \ln \frac{P}{1-P} &= \text{Auditor Change} \\ ROA &= \text{Profitability} \end{aligned}$$



<i>DER</i>	=	Company Financial Difficulties
<i>a</i>	=	constant
<i>ε</i>	=	Error Term

Hypothesis testing was carried out by multivariate analysis using logistic regression, in which the independent variable was a combination of metric and non-metric (nominal). This analysis technique no longer uses the normality and the classical assumption tests on the independent variables (Sekaran & Bougie, 2020).

The first analysis assesses the model's overall fit to the data. The statistics used are based on the Likelihood function. The likelihood (L) of the model is the probability that the hypothesized model describes the input data. To test the null hypothesis and the alternative hypothesis, L was transformed into  $-2\text{LogL}$ .

With an alpha of 5%, the method of assessing the fit of this model is as follows:

1. If the value of  $-2\text{LogL} < 0.05$  means that the model fits the data.
2. If the value of  $-2\text{LogL} > 0.05$  means that the model does not fit the data.

There is a reduction in the value between the initial  $-2\text{LogL}$  (initial  $-2\text{LL}$  function) and the  $-2\text{LogL}$  value in the next step, indicating that the hypothesized model fits the data (Sekaran & Bougie, 2020).

The feasibility of the regression model was assessed using Hosmer and Lemeshow's Goodness of Fit Test. Suppose the statistical value of Hosmer and Lemeshow's Goodness of fit is greater than 0.05. In that case, it means that the model is able to predict the value of the observation, or it can be said that the model is accepted because it is in accordance with the observation data. (Sekaran & Bougie, 2020)

Cox and Snell's R Square is a measure that tries to imitate the size of R Square in multiple regression, which is based on the likelihood estimation technique with a maximum value of less than one, so it is difficult to interpret. To be able to get a coefficient of determination that can be interpreted as the value of R<sup>2</sup> in multiple regression, the Nagelkerke R Square is used. Nagelkerke's R Square is a modification of the Cox and Snell R Square coefficients to ensure that its value varies from 0 to 1. This is done by dividing the Cox and Snell R Square value by its maximum value (Sekaran & Bougie, 2020). A small value means that the ability of the independent variables to explain the variation of the dependent variable is very limited. A value close to one means that the independent variables provide almost all the information needed to predict the dependent variables.

## RESULTS AND DISCUSSION

The following presented logistics regression results calculated using the program SPSS 21.0.

**Table 1:** Estimated Value of Logistics Regression

		Variables in the Equation					
		B	S.E.	Wald	df	Sig.	Exp(B)
Step 1 <sup>a</sup>	ROA	5,005	2,529	3,918	1	0,048	149,225
	DER	1,274	0,913	1,945	1	0,163	3,574
	Constant	-4,780	1,394	11,762	1	0,001	0,008

a. Variable(s) entered on step 1: ROA, DER.

Source: Results of data processing

Table 1 shows the logistic regression that explains the effect of profitability and company financial difficulties on auditor turnover as follows:

$$\text{Ln} \frac{P}{1-P} = -4,780 + 5,005 \text{ ROA} + 1,274 \text{ DER}$$

The estimated value of the logistic regression presented in the regression equation above cannot be interpreted directly as in the usual linear regression model. Still, the estimated value of the logistic regression equation can be interpreted from the value of Exp (B) or commonly referred to as the odds ratio value. The interpretation of the odds ratio value

obtained is as follows:

- a) The value of the odds ratio for ROA is 149.225 with a positive regression coefficient which indicates that the higher the company's ROA, the company's opportunity to change auditors will increase by 149.225.
- b) The odds ratio for DER is 3.574 with a positive regression coefficient which indicates that the higher the company's DER value, the company's opportunity to change auditors will increase by 3.574.

**Table 2:** Likelihood Ratio Test

		Iteration History <sup>a,b,c,d</sup>			
Iteration		-2 Log likelihood	Coefficients		
			Constant	ROA	DER
Step 1	1	26,153	-2,277	2,028	,359
	2	20,372	-3,570	3,647	,767
	3	19,362	-4,422	4,624	1,117
	4	19,285	-4,743	4,967	1,258
	5	19,284	-4,780	5,005	1,274
	6	19,284	-4,780	5,005	1,274

a. Method: Enter

b. Constant is included in the model.

c. Initial -2 Log Likelihood: 23,397

d. Estimation terminated at iteration number 6 because parameter estimates changed by less than ,001.

Source: Results of data processing

In table 2, it can be seen that there was a decrease in the value of -2 Log L at step 0 from 23,397 to only 19,284 in step 1. These results indicate that the hypothesized model fits the data, or in other words, the addition of independent variables can improve the model to become more fit, which means that all the

independent variables included in the logistic regression model affect the possibility of the company to change auditors.

The results of hypothesis testing are presented in the following table:

**Table 3:** Wald Test Effect of ROA on Auditor Change

Variable	Wald	$\chi^2_{\text{tabel}}$	Sig.	$\alpha$	Keputusan	Kesimpulan
$X_1 \rightarrow Y$	3,918	3,841	0,048	0,05	Ho ditolak	Signifikan

Source: Results of data processing

Table 3 shows that the significance value obtained is 0.048 and less than 0.05, so with a 95% confidence level, it was decided to reject Ho

and accept Ha. These results show that ROA has a significant effect on auditor turnover.

**Table 4:** Wald Test Effect of DER on Auditor Change

Variabel	Wald	$\chi^2_{\text{tabel}}$	Sig.	$\alpha$	Keputusan	Kesimpulan
$X_2 \rightarrow Y$	1,945	3,841	0,163	0,05	Ho diterima	Tidak Signifikan

Source: Results of data processing

Table 4 shows that the significance value obtained is 0.163, much greater than 0.05, so with a 95% confidence level, it was decided to accept  $H_0$  and reject  $H_a$ . These results show that DER does not significantly affect auditor turnover.

The Nagelkerke R Square coefficient can be interpreted as the R Square value in the ordinary linear regression model. Based on the results of data processing using the SPSS 21.0 program, the following results were obtained:

**Table 5:** Coefficient of Determination Nagelkerke R Square

Model Summary			
Step	-2 Log likelihood	Cox & Snell R Square	Nagelkerke R Square
1	19,284 <sup>a</sup>	,071	,207
a. Estimation terminated at iteration number 6 because parameter estimates changed by less than ,001.			

Source: Results of data processing

In table 5, it can be seen that the Nagelkerke R Square value obtained is 0.207. These results show that ROA and DER together contribute an influence of 20.7% on the possibility of a company changing auditors, while the remaining 79.3% is a significant contribution of influence given by other factors not examined.

## DISCUSSION

### The Effect of Profitability on Auditor Changes

There is a positive relationship between profitability and auditor turnover. That is, profitability has a strong relationship with auditor turnover, and it can be said that profitability is proportional to auditor turnover. If profitability increases, the company will change auditors because the company has more funds to pay for a new, higher-quality KAP. So that there is an influence between profitability on auditor turnover in the Pharmaceutical Sub-Sector Manufacturing Companies listed on the Indonesia Stock Exchange.

The main factor that influences a company to change auditors is profitability. Profitability is a ratio that describes the company's ability to earn profits through all capabilities and existing sources such as sales activities, cash, capital, number of employees, number of branches, and so on Anggraini, H. et. al. (2021). So, in order to earn above-average profits, management must be able to increase revenues and minimize expenses.

The magnitude of the profitability of a company indicates that the company has large funds to replace a better auditor. Research

conducted by Anggadini et al. I. (2021) and Surtikanti et al. I (2022) concludes that if the company increases its profitability, it experiences growth in its company; thus, companies that are experiencing growth will tend to change auditors.

Research conducted by Salim, I. F. (2020). and Surtikanti. S. (2020) states that profitability that affects auditor turnover is measured using ROA. The higher the ROA value, the better the effectiveness of the company's management in managing assets so that the business prospects will also be better. This will make the company change from a small KAP to a large KAP so that the new KAP can accommodate the expansion that occurs in the company.

### The Effect of Company Financial Distress on Auditor Change

The results of testing the company's financial difficulties on auditor turnover indicate that this hypothesis cannot be accepted. So there is no relationship between the company's financial difficulties and auditor turnover. This means that the company's financial difficulties do not have a strong relationship with the change of auditors, and it can be said that the company's financial difficulties are not proportional to the change of auditors.

If the company's financial difficulties increase, the company will not change auditors because the company does not have more funds to pay for a new, higher-quality KAP. The company's financial distress is a situation where the company's operating cash flow is not sufficient to

pay off current obligations (such as trade payables or interest expense), and the company is forced to take corrective actions. So, the change of auditors will further complicate the company's financial condition and the company will seriously consider the decision to change auditors (Salim & Rahayu, 2014; Juli Is & mana Manda, 2018 and Maryani, Respati & Safrida, 2016)

The magnitude of the level of financial difficulty of a company indicates that the company chooses an engagement with the old auditor who already knows the company's financial condition to increase the confidence of shareholders and creditors.

Research conducted by Manto and Manda (2018) and Praptika and Rasmini (2016), Astuti and Ramantha (2014) on financial distress tend not to change KAP. This is due to changing auditors in a company that is too frequent to increase audit fees. When auditing a client for the first time, the first thing the auditor does is understand the client's business environment and the client's audit risks. This results in high start-up costs and can increase audit fees. In addition, the first assignment will also allow for high errors. An effort to maintain investor confidence and attract interest in investing is to use a KAP that can produce higher audit quality and is more independent.

### CONCLUSION AND RECOMMENDATION

Profitability has a significant effect on auditor turnover while the company's financial difficulties do not have a significant effect on auditor turnover in Manufacturing Companies in the Pharmaceutical Sub-sector listed on the Indonesia Stock Exchange for the period 2007-2014. Companies that are experiencing financial difficulties do not replace the KAP that audits the company in the hope that the financial difficulties that occur in the company are not known to more people, if the company changes the KAP, more people will know about the financial difficulties that occur and of course affect the company reputation in the business environment.

### ACKNOWLEDGMENTS

This research was completed on time due to the motivation and support of various parties.

Especially we thank the **What is her or his name???** Chancellor of the Indonesian Computer University so the article can be published in a Scopus-indexed international journal.

### REFERENCES

- Anggadani, S. D. (2015). Accounting information system quality related to ethics and competence of users. *International Journal of Applied Business and Economic Research*, 13(5), 3143–3158.
- Anggadani, S. D. (2017). Improving the Quality of Accounting Information System Through the Availability of User's Competence. *Journal of Engineering and Applied Sciences*, 9260–9265.
- Anggadani, S. D., & Susanto, A. (2017). Study of Resources Allocation on the Implementation of Accounting Information System. *Journal of Engineering and Applied Sciences*, 9255–9259.
- Anggadani, S. D. Surtikanti Surtikanti, Saepudin A and Saleh. D. S (2021) Business Performance and Implementation of Total Quality Management: A Case Study in Indonesia. *Journal of Asian Finance, Economics and Business Vol 8 No 5 (2021)* 1039–1046.  
<http://dx.doi.org/10.13106/jafeb.2021.vol.8.no.5.1039>
- Anggadani, S. D. Surtikanti Surtikanti, Ari Bramasto & Egi Fahrana. (2022). Determination of Individual Taxpayer Compliance in Indonesia: A Case Study. *Journal of Eastern European and Central Asian Research (JEECAR)*, 9(1). 129-137.  
<https://doi.org/10.15549/jeeecar.v9i1.883>
- Anggraini, H., Annisa, D., Angraini, D., Irawati, W., & Utami, T. (2021). Effect of Financial Distress, Profitability, Company Growth and Audit Opinion on Auditor Change. *Eko Preneur*, 2(2), 216–229.
- Astuti, N. L. P. P. N., & Ramantha, I. W. (2014). Pengaruh Audit Fee, Opini Audit Going Concern, Financial Distress dan Ukuran Perusahaan Pada Pergantian Auditor Perusahaan Manufaktur yang Terdaftar di Bursa Efek Indonesia Periode 2008-2012. *E-jurnal Akuntansi*, 7(3), 663–676.
- Ely Suhayati. (2022). Auditor Workload and Its Implication on Auditor's Professional Ability.

- Journal of Eastern European and Central Asian Research (JEECAR)*, 9(1), 21-28.  
<https://doi.org/10.15549/jeecar.v9i1.869>
- Juli Is Manto And Dewi Lesmana Manda (2018) Effect Of Financial Distress, Return Management And Measurements Of The Auditors Switching. *Accounting, Auditing & Information Research Media*. Vol. 18 No.2 September 2018 : 205-224.  
<http://dx.doi.org/10.25105/mraai.v18i2.3069>
- Maryani, S., Respati, N. W., & Safrida, L. (2016). Effect of Financial Distress, Company Growth, Profitability, Cap Size, and Company Size on Auditor Change. *Jurnal Reviu Akuntansi dan Keuangan*, 6(2).
- Pradhana, M. A. B., & Suputra, I. D. (2015). Effect of audit fee, going concern opinion, financial distress, company size, hood size on auditor turnover.. *E-Jurnal Akuntansi*, 11(3), 713-729.
- Praptika, P. Y. H., & Rasmini, N. K. (2016). The effect of audit tenure, auditor turnover and financial distress on audit delay in consumer goods companies. *E-Jurnal Akuntansi*, 15(3), 2052-2081.
- Putra, I. W. D. W. (2014). The Effect of Financial Distress, Changes in Profitability, Growth of Client Companies and Audit Opinions on Auditor Change. *E-Jurnal Akuntansi*, 8(2), 308-323.
- Ruchana, F., & Khikmah, S. N. (2020, November). Effect of Audit Opinion, Auditor Change, Profitability and Complexity of Financial Statements on Audit Delay. In *UMMagelang Conference Series* (pp. 257-269).
- Salim, I. F. (2020). The Effect Of Company Size, Financial Distress, and Profitability Toward Auditor Switching (Empirical Study in Manufacture Companies in Indonesia Stock Exchange 2016-2018) (Doctoral dissertation, Universitas Jenderal Soedirman).
- Salim, A., & Rahayu, S. (2014). Effect of Audit Opinion, KAP Size, Management Change, and Financial Distress on Auditor Switching. *eProceedings of Management*, 1(3).
- Sanulika, A. (2018). Pengaruh Opini Audit, Peringkat Kap, Ukuran Perusahaan Dan Profitabilitas Terhadap Nilai Perusahaan Dengan Auditor Switching Sebagai Variabel Mediasi. *Scientific Journal Of Reflection: Economic, Accounting, Management and Business*, 1(4), 371-380.
- Sekaran, Uma & Bougie, Roger. (2020). *Research Methods For Business: A Skill Building Approach* (8th ed. (Asia Edition)). Hoboken: Wiley.
- Suryana, N., & Surtikanti, S. (2020). Corporate Action Result (Stock Buyback) To Stock Price: A Study of Buyback at The Indonesia Stock Exchange In The Year of 2014-2019. *International Journal of Multi Science*, 1(05), 40-46.
- Surtikanti, S Impact Profit When Implementation of International Financial Reporting Standards (IFRS) (2020) *Economy, Business Economy / Management, Financial Markets, Accounting - Business Administration*, 1.(02)
- Surtikanti, S., Lutfiah, L., Andaresya, I., & Febriani, I. (2021). Application Design for Recording Financial Statements. *International Journal of Research and Applied Technology (INJURATECH)*, 1(1), 17-24.
- Surtikanti, S. (2020). Impact Profit When Implementation of International Financial Reporting Standards (IFRS). *Finance, Accounting and Business Analysis*, 2(1), 1-10.
- Surtikanti Surtikanti, Saepudin. A, Yashinta Arizona, Anggadini. S.D (2022) The Influence of Capital Adequacy Ratio (CAR) and Net Interest Margin (NIM) on Profitability (Survey on Foreign Exchange Commercial Banks Listed in Indonesia Stock Exchange the Year 2011-2015). *Indonesian Journal of Economics, Social, and Humanities*. Vol.4, No.2. <https://doi.org/10.31258/ijesh.4.2.111-122>
- Wijaya, E., & Rasmini, N. K. (2015). Effect of audit fee, going concern opinion, financial distress, company size, hood size on auditor turnover. *E-Jurnal Akuntansi*, 11(3), 940-966.

## ABOUT THE AUTHORS

Surtikanti, email:

[surtikanti@email.unikom.ac.id](mailto:surtikanti@email.unikom.ac.id)

**Surtikanti Surtikanti**, is an Academic at Indonesia Computer University. She teaches Finance and Auditing.

**Sri Dewi Anggadini**, is an Associate Professor and Academic at Indonesia Computer University. She teaches Finance and Accounting Information Systems.

**Sharifah Norzehan Syed Yusuf**, is an Academic at the Accounting Research Institute and Faculty of Accountancy UiTM, Malaysia.

**Rayna Ratu Nindyas**, is affiliated with the Department of Accounting, Universitas Komputer Indonesia, Bandung, Indonesia

**Subhan Saleh**, is the Dean of the Department of Accounting, STIE DR. KHEZ Muttaqien, Purwakarta, Indonesia. He teaches Financial Management, Analysis of Financial Statements, and Business Feasibility Study.

**Ali Jamaluddin**, is affiliated with the Department of Accounting, STIE DR. KHEZ Muttaqien, Purwakarta, Indonesia. He teaches Financial Management and Business Feasibility Study.