

SISTEM INFORMASI DATA PENERIMA BANSOS DESA PAKUHAJI

Tugas Kuliah

Oleh:

NAMA : Widiya Munigar

NIM : 41720012

ILMU PEMERINTAHAN UNIKOM 2024

Dosen

Taryana Suryana M.Kom

taryanarx@email.unikom.ac.id

taryanarx@gmail.com

[HP.081221480577](tel:081221480577) - [087832908499](tel:087832908499)

Pendahuluan

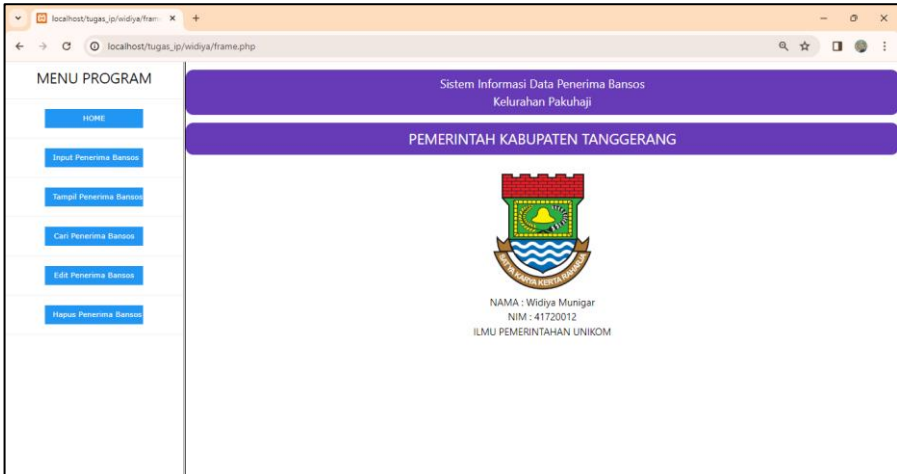
Sistem Informasi Data Penerima Bantuan Sosial (BANSOS), merupakan sebuah Sistem Informasi Berbasis WEB yang berguna untuk mencatat data Penerima BANSOS yang berada di Desa Pakuhaji Kabupaten Tangerang.

Software Pendukung

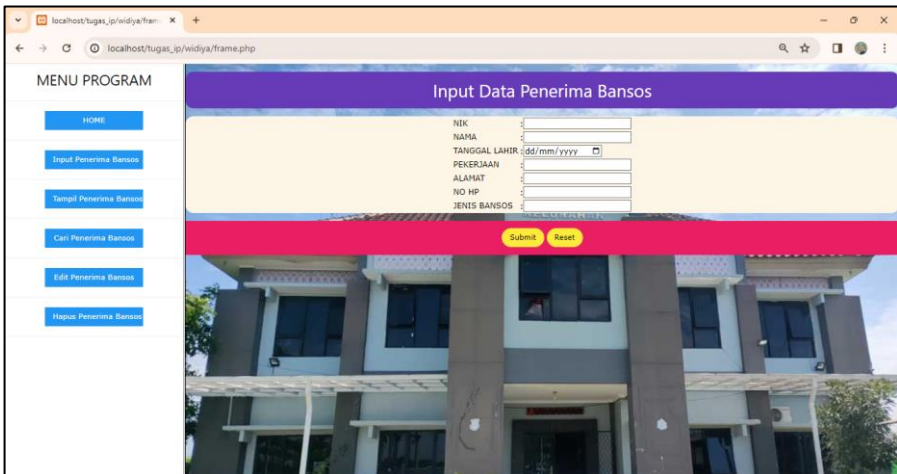
Sistem ini dikembangkan dengan menggunakan beberapa perangkat bantu lainnya.

1. Webserver Apache dengan XAMPP
2. Bahasa Pemrograman PHP
3. Database MYSQL
4. W3 CSS Framework
5. Notepad ++ Editor
6. HTML dan CSS

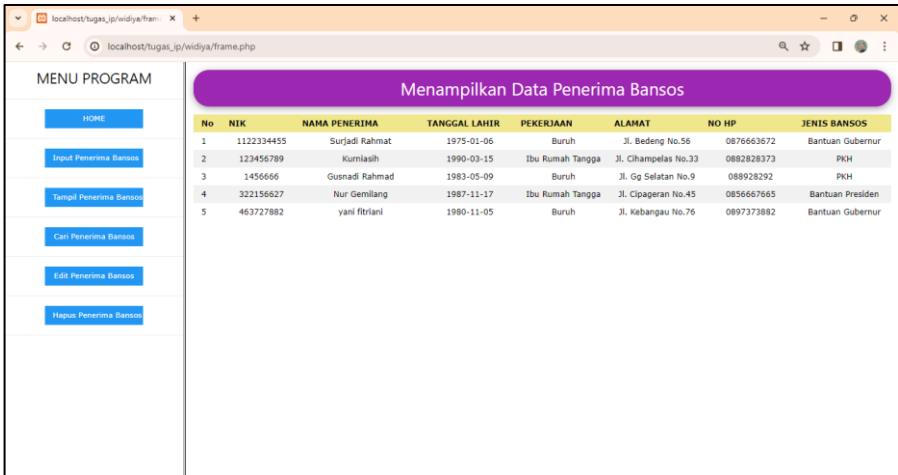
Antar Muka Sistem



Gambar 1. Halaman Utama



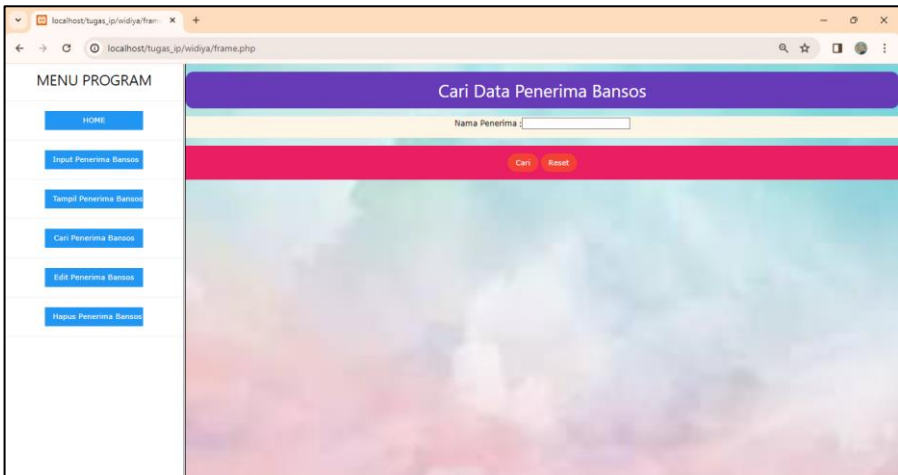
Gambar 2. Halaman Input Data Penerima BanSos



The screenshot shows a web browser window with a URL of localhost/tugas_ip/widiya/frame.php. On the left is a 'MENU PROGRAM' sidebar with buttons for HOME, Input Penerima Bansos, Tampil Penerima Bansos, Cari Penerima Bansos, Edit Penerima Bansos, and Hapus Penerima Bansos. The main content area has a purple header 'Menampilkan Data Penerima Bansos' and a table with the following data:

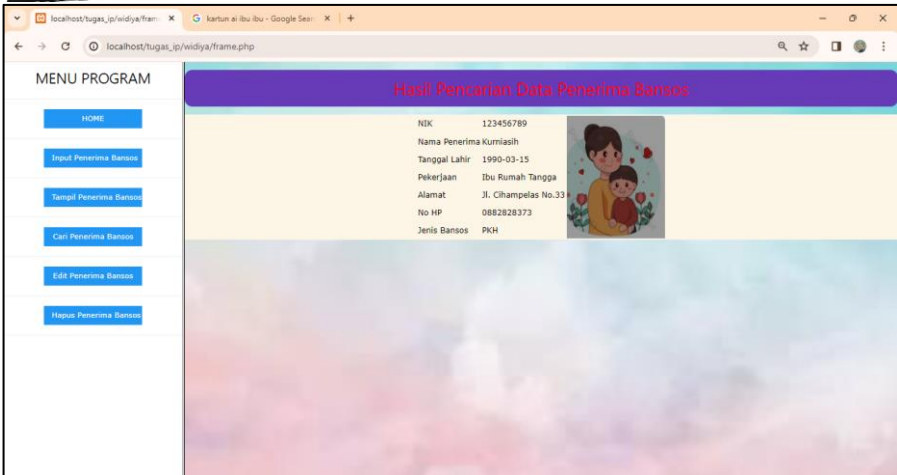
No	NIK	NAMA PENERIMA	TANGGAL LAHIR	PEKERJAAN	ALAMAT	NO HP	JENIS BANSOS
1	1122334455	Surjadi Rahmat	1975-01-06	Buruh	Jl. Bedeng No.56	0876663672	Bantuan Gubernur
2	123456789	Kurniasih	1990-03-15	Ibu Rumah Tangga	Jl. Cihampelas No.33	0882828373	PKH
3	1456666	Gusnadi Rahmad	1983-05-09	Buruh	Jl. Gg Selatan No.9	089928292	PKH
4	322156627	Nur Gemilang	1987-11-17	Ibu Rumah Tangga	Jl. Cipageran No.45	0856667665	Bantuan Presiden
5	463727882	yani Fitriani	1980-11-05	Buruh	Jl. Kebangau No.76	0897373882	Bantuan Gubernur

Gambar 3. Menampilkan Data Penerima Bansos

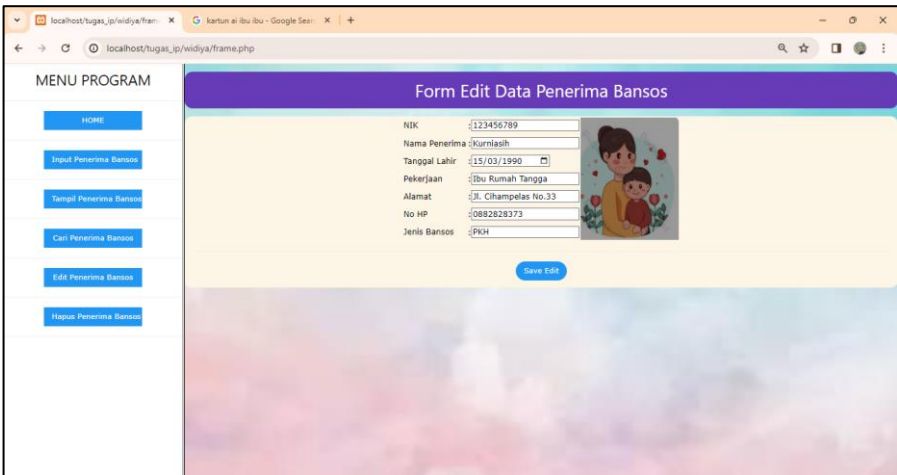


The screenshot shows the same web browser window with the search interface. The header is 'Cari Data Penerima Bansos'. Below it is a search form with the label 'Nama Penerima :' and an input field. At the bottom of the form are 'Cari' and 'Reset' buttons. The main content area below the form is blurred.

Gambar4. Pencarian Data Penerima Bansos



Gambar 5. Hasil Pencarian Data



Gambar 6. Edit Data Penerima Bansos

The screenshot shows a web browser window with the URL `localhost/tugas_ip/widiya/frame.php`. The page title is "Form Hapus Data Penerima Bansos". On the left, there is a "MENU PROGRAM" sidebar with buttons for: HOME, Input Penerima Bansos, Tampil Penerima Bansos, Cari Penerima Bansos, Edit Penerima Bansos, and Hapus Penerima Bansos. The main content area contains a form with the following fields:

NIK	:123456789
Nama Penerima	:Kurniasih
Tanggal Lahir	:1990-03-15
Pekerjaan	:Ibu Rumah Tangga
Alamat	:Jl. Cihampelas No.33
No HP	:0882828373
Jenis Bansos	:PKH

Below the form is a blue button labeled "Hapus". To the right of the form is a small illustration of a woman holding a child. The background of the form area is a soft-focus image of a sunset or sunrise.

Gambar 7. Hapus Data Penerima Bansos

Struktur Tabel: BANSOS

#	Name	Type	Collation	Attributes	Null	Default	Comments	Extra	Action
1	nik	varchar(20)	utf8mb4_general_ci		No	None			Change Drop More
2	nama	varchar(50)	utf8mb4_general_ci		No	None			Change Drop More
3	tanggallahir	date			No	None			Change Drop More
4	pekerjaan	varchar(50)	utf8mb4_general_ci		No	None			Change Drop More
5	alamat	varchar(50)	utf8mb4_general_ci		No	None			Change Drop More
6	hp	varchar(20)	utf8mb4_general_ci		No	None			Change Drop More
7	jenisbansos	varchar(50)	utf8mb4_general_ci		No	None			Change Drop More

Kode Program

Untuk Membangun Sistem Informasi Data Penerima Bansos, melibatkan beberapa file sebagai berikut:

1. Index.php
2. menukiri.php
3. utama.php
4. input_bansos.php
5. save_bansos.php
6. tampil_bansos.php
7. cari_bansos.php
8. proses_cari_bansos.php
9. edit_bansos.php
10. proses_edit_bansos.php
11. save_edit_bansos.php
12. hapus_bansos.php
13. proses_hapus_bansos.php
14. save_hapus_bansos.php
15. koneksi.php

```
1>NamaFile:index.php
<frameset cols="20%,*">
<frame src="menukiridewan.php">
<frame src="utama.php" name=utamadewan>
</frameset>
```

```
2>NamaFile:menukiri.php
<meta name="viewport" content="width=device-width, initial-scale=1">
```

```
<link rel="stylesheet" href="w3.css">
<center>
<h2>
MENU PROGRAM
</h2>
<hr>
<a href="utama.php" target="utama" class="w3-button w3-blue"
style="width:200">HOME</a>
</div>
<hr>
<a href="input_bansos.php" target="utama" class="w3-button w3-blue"
style="width:200">Input Penerima Bansos</a>
</div>
<hr>
<a href="tampil_bansos.php" target="utama" class="w3-button w3-blue"
style="width:200">Tampil Penerima Bansos</a>
</div>
<hr>
<a href="cari_bansos.php" target="utama" class="w3-button w3-blue"
style="width:200">Cari Penerima Bansos</a>
</div>
<hr>
<a href="edit_bansos.php" target="utama" class="w3-button w3-blue"
style="width:200">Edit Penerima Bansos</a>
</div>
<hr>
<a href="hapus_bansos.php" target="utama" class="w3-button w3-blue"
style="width:200">Hapus Penerima Bansos</a>
</div>
<hr>
```

```
3.NamaFile:utama.php
<meta name="viewport" content="width=device-width, initial-scale=1">
<link rel="stylesheet" href="w3.css">
<center>

<div class="w3-panel w3-deep-purple w3-round-xlarge">
<h3>
Sistem Informasi Data Penerima Bansos
<br>Kelurahan Pakuhaji
</div>
<div class="w3-panel w3-deep-purple w3-round-xlarge">
<h2>
PEMERINTAH KABUPATEN TANGGERANG
</div>
<br>
<div class="w3-container w3-center">

</div>
<h4>NAMA : Widiya Munigar<br>
NIM : 41720012<br>
ILMU PEMERINTAHAN UNIKOM
```

Namafile:input_bansos.php

```
<html>
<meta name="viewport" content="width=device-width, initial-scale=1">
<link rel="stylesheet" href="w3.css">
```

```

<style>
body {
  background-image: url("paku haji.jpg");
  background-repeat: no-repeat;
  background-size: cover
}
</style>
<div class="w3-panel w3-deep-purple w3-round-xlarge">
<center>
<h1> Input Data Penerima Bansos</h1>
</div>

<form action="save_bansos.php" method=post>
<div class="w3-panel w3-sand w3-round-xlarge">
<center>
<table>
<tr><td> NIK <td>:<input name=nik size=20>
<tr><td> NAMA <td>:<input name=nama size=20>
<tr><td> TANGGAL LAHIR <td>:<input type=date name=tanggallahir size=20>
<tr><td> PEKERJAAN <td>:<input name=pekerjaan size=20>
<tr><td> ALAMAT <td>:<input name=alamat size=20>
<tr><td> NO HP <td>:<input name=hp size=20>
<tr><td> JENIS BANSOS <td>:<input name=jenisbansos size=20>
</table>
</div>

<div class="w3-panel w3-pink">
<center>
<p>
<input type=submit class="w3-btn w3-round-xxlarge w3-yellow">
<input type=reset class="w3-btn w3-round-xxlarge w3-yellow">
</p>
</div>

```

5. Namafile: save_bansos.php

```

<meta name="viewport" content="width=device-width, initial-scale=1">
<link rel="stylesheet" href="w3.css">
<style>
body {
  background-image: url("paku haji.jpg");
  background-repeat: no-repeat;
  background-size: cover
}
</style>
<div class="w3-panel w3-deep-purple w3-round-xlarge">
<center>
<h1> Save Data Penerima Bansos
</div>

<div class="w3-panel w3-sand">
<center>
<table>
<?php
$nik=$_POST['nik'];
$nama=$_POST['nama'];
$tanggallahir=$_POST['tanggallahir'];
$pekerjaan=$_POST['pekerjaan'];
$alamat=$_POST['alamat'];
$hp=$_POST['hp'];

```



```

$jenisbansos=$_POST['jenisbansos'];

echo "<tr><td>NIK<td>:$nik";
echo "<tr><td>NAMA<td>:$nama";
echo "<tr><td>Tanggal Lahir<td>:$tanggalahir";
echo "<tr><td>Pekerjaan<td>:$pekerjaan";
echo "<tr><td>Alamat<td>:$alamat";
echo "<tr><td>No HP<td>:$hp";
echo "<tr><td>Jenis Bansos<td>:$jenisbansos";
echo "</table>";

require ("koneksi.php");
$sql="insert into bansos values
('$nik','$nama','$tanggalahir','$pekerjaan','$alamat','$hp','$jenisbansos')";
$hasil=mysqli_query($conn,$sql);
echo "</div>";
echo "<div class='w3-panel w3-red'>";
echo "<center>";
echo "<h1>Data Telah Disimpan ";
echo "</div>";
?>

```

6. NamaFile: tampil_bansos.php

```

<meta name="viewport" content="width=device-width, initial-scale=1">
<link rel="stylesheet" href="w3.css">
<div class="w3-container">
<div class="w3-panel w3-purple w3-card-4 w3-round-xxlarge">
<center>
<h1> Menampilkan Data Penerima Bansos</h1>
</div>
<div class="w3-responsive">
<table class="w3-table w3-striped w3-card-4">
<thead>
<tr class="w3-khaki">
<th width=50>No<th width=50>NIK<th width=200>NAMA PENERIMA<th width=150>TANGGAL
LAHIR<th width=150>PEKERJAAN<th width=150>ALAMAT<th width=150>NO HP<th
width=150>JENIS BANSOS
</thead>
<?php
require ("koneksi.php");
$sql="select * from bansos";
$hasil=mysqli_query($conn,$sql);
$row=mysqli_fetch_row($hasil);
$n=1;
do
{
list ($nik,$nama,$tanggalahir,$pekerjaan,$alamat,$hp,$jenisbansos)=$row;
echo
"<tr><td>$n<td><center>$nik<td><center>$nama<td><center>$tanggalahir<td><cente
r>$pekerjaan<td><center>$alamat<td><center>$hp<td><center>$jenisbansos";
$n++;
}
while ($row=mysqli_fetch_row($hasil));
?>

```

7. NamaFile: Cari_bansos.php

```

<meta name="viewport" content="width=device-width, initial-scale=1">
<link rel="stylesheet" href="w3.css">
<style>

```

```

body {
  background-image: url("1.jpg");
  background-repeat: no-repeat;
  background-size: cover
}
</style>
<div class="w3-panel w3-deep-purple w3-round-xlarge">
<center>
<h1> Cari Data Penerima Bansos</h1>
</div>

<div class="w3-panel w3-sand">
<center>
<form action="proses_cari_bansos.php" method=post>
<table>
<tr><td> Nama Penerima<td>:<input name=nama size=20>
</table>
</div>
<div class="w3-panel w3-pink">
<center>
<p>
<input type=submit value=Cari class="w3-btn w3-round-xxlarge w3-red">
<input type=reset class="w3-btn w3-round-xxlarge w3-red">
</p>
</div>

```

8. NamaFile: proses_cari_bansos.php

```

<meta name="viewport" content="width=device-width, initial-scale=1">
<link rel="stylesheet" href="w3.css">
<style>
body {
  background-image: url("1.jpg");
  background-repeat: no-repeat;
  background-size: cover
}
</style>
<div class="w3-panel w3-deep-purple w3-round-xlarge">
<center>
<font color=red>
<h1> Hasil Pencarian Data Penerima Bansos</h1>
</div>

<div class="w3-panel w3-sand">
<center>
<table border=0>
<?php
$nama=$_POST['nama'];
require ("koneksi.php");
$sql="select * from bansos where nama='$nama' ";
$hasil=mysqli_query($conn,$sql);
$row=mysqli_fetch_row($hasil);
if($row)
{
$n=1;
do
{
list ($nik,$nama,$tanggalahir,$pekerjaan,$salamat,$hp,$jenisbansos)=$row;
echo "<tr><td>NIK<td>$nik";

```

```

echo "<td rowspan=7><img src='$nik.jpg' width=200 height=250>";
echo "<tr><td>Nama Penerima<td>$nama";
echo "<tr><td>Tanggal Lahir<td>$tanggalahir";
echo "<tr><td>Pekerjaan<td>$pekerjaan";
echo "<tr><td>Alamat<td>$alamat";
echo "<tr><td>No HP<td>$hp";
echo "<tr><td>Jenis Bansos<td>$jenisbansos";

$n++;
}
while($row=mysqli_fetch_row($hasil));
}
else
{
    echo "Maaf Data $nama Tidak Ditemukan";
}
?>

```

9>NamaFile:edit_bansos.php

```

<meta name="viewport" content="width=device-width, initial-scale=1">
<link rel="stylesheet" href="w3.css">
<style>
body {
    background-image: url("1.jpg");
    background-repeat: no-repeat;
    background-size:cover
}
</style>
<div class="w3-panel w3-deep-purple w3-round-xlarge">
<center>
<h1> Edit Data Penerima Bansos</h1>
</div>

<div class="w3-panel w3-sand">
<center>
<form action="proses_edit_bansos.php" method=post>
<table>
<tr><td> Nama Penerima<td>:<input name=nama size=20>
</table>
</div>

<div class="w3-panel w3-pink">
<center>
<p>
<input type=submit value=Cari class="w3-btn w3-round-xxlarge w3-blue">
<input type=reset class="w3-btn w3-round-xxlarge w3-blue">
</p>
</div>

```

10>NamaFile:proses_edit_bansos.php

```

<meta name="viewport" content="width=device-width, initial-scale=1">
<link rel="stylesheet" href="w3.css">
<style>
body {
    background-image: url("1.jpg");
    background-repeat: no-repeat;

```

```

        background-size:cover
    }
</style>
<div class="w3-panel w3-deep-purple w3-round-xlarge">
<center>
<h1> Form Edit Data Penerima Bansos</h1>
</div>

<center>
<div class="w3-panel w3-sand w3-round-xlarge">
<form action="save_edit_bansos.php" method=post>
<table border=0>
<?php
$nama=$_POST['nama'];
require("koneksi.php");
$sql="select * from bansos where nama='$nama' ";
$hasil=mysqli_query($conn,$sql);
$row=mysqli_fetch_row($hasil);
if($row)
{
    $n=1;
    do
    {
        list ($nik,$nama,$tanggalahir,$pekerjaan,$alamat,$hp,$jenisbansos)=$row;
        echo "<tr><td>NIK<td>:<input name=nik value='$nik'>";
        echo "<td rowspan=8><img src='$nik.jpg' width=200 height=250>";
        echo "<tr><td>Nama Penerima<td>:<input name=nama value='$nama'>";
        echo "    <tr><td>Tanggal Lahir<td>:<input type=date name=tanggalahir
        value='$tanggalahir'>";
        echo "<tr><td>Pekerjaan<td>:<input name=pekerjaan value='$pekerjaan'>";
        echo "<tr><td>Alamat<td>:<input name=alamat value='$alamat'>";
        echo "<tr><td>No HP<td>:<input name=hp value='$hp'>";
        echo "<tr><td>Jenis Bansos<td>:<input name=jenisbansos value='$jenisbansos'>";
        $n++;
    }
    while($row=mysqli_fetch_row($hasil));
}
else
{
    echo "Maaf Data $nama Tidak Ditemukan";
}
?>
</table>
<hr>
<input type=submit value="Save Edit" class="w3-btn w3-round-xxlarge w3-blue">
</div>

```

11>NamaFile:Save_Edit_bansos.php

```

<meta name="viewport" content="width=device-width, initial-scale=1">
<link rel="stylesheet" href="w3.css">
<style>
body {
    background-image: url("1.jpg");
    background-repeat: no-repeat;
    background-size:cover
}

```

```

</style>
<div class="w3-panel w3-deep-purple w3-round-xlarge">
<center>
<h1> Save Edit Data Penerima Bansos
</div>

<center>
<div class="w3-panel w3-sand w3-round-xlarge">
<table>
<?php
$nik=$_POST['nik'];
$nama=$_POST['nama'];
$tanggallahir=$_POST['tanggallahir'];
$pekerjaan=$_POST['pekerjaan'];
$alamat=$_POST['alamat'];
$hp=$_POST['hp'];
$jenisbansos=$_POST['jenisbansos'];

echo "<tr><td>NIK<td>:$nik";
echo "<tr><td>Nama Penerima<td>:$nama";
echo "<tr><td>Tanggal Lahir<td>:$tanggallahir";
echo "<tr><td>Pekerjaan<td>:$pekerjaan";
echo "<tr><td>Alamat<td>:$alamat";
echo "<tr><td>No HP<td>:$hp";
echo "<tr><td>Jenis Bansos<td>:$jenisbansos";
echo "</table><hr>";

require ("koneksi.php");
$sql="update bansos set
nama='$nama', tanggallahir='$tanggallahir', pekerjaan='$pekerjaan', alamat='$alamat',
hp='$hp', jenisbansos='$jenisbansos' where nik='$nik' ";
$hasil=mysqli_query($conn,$sql);
echo "<h1>Data Telah Disimpan ";

```

12.Namafile:hapus_bansos.php

```

<meta name="viewport" content="width=device-width, initial-scale=1">
<link rel="stylesheet" href="w3.css">
<style>
body {
background-image: url("1.jpg");
background-repeat: no-repeat;
background-size:cover
}
</style>
<div class="w3-panel w3-deep-purple w3-round-xlarge">
<center>
<h1> From Hapus Data Penerima Bansos</h1>
</div>
<div class="w3-panel w3-sand">
<center>
<form action="proses_hapus_bansos.php" method=post>
<table>
<tr><td> Nama Penerima<td>:<input name=nama size=20>
</table>
</div>

<div class="w3-panel w3-pink">
<center>

```

```
<p>
<input type=submit value=Cari class="w3-btn w3-round-xxlarge w3-blue">
<input type=reset class="w3-btn w3-round-xxlarge w3-blue">
</p>
</div>
```

13.Namafile:proses hapus bansos.php

```
<meta name="viewport" content="width=device-width, initial-scale=1">
<link rel="stylesheet" href="w3.css">
<style>
body {
  background-image: url("1.jpg");
  background-repeat: no-repeat;
  background-size:cover
}
</style>

<div class="w3-panel w3-deep-purple w3-round-xxlarge">
<center>
<h1> Form Hapus Data Penerima Bansos</h1>
</div>

<form action="save_hapus_bansos.php" method=post>
<div class="w3-panel w3-sand">
<center>
<table border=0>
<?php
$nama=$_POST['nama'];
require ("koneksi.php");
$sql="select * from bansos where nama='$nama' ";
$hasil=mysqli_query($conn,$sql);
$row=mysqli_fetch_row($hasil);
if($row)
{
$no=1;
do
{
list ($nik,$nama,$tanggalahir,$pekerjaan,$salamat,$hp,$jenisbansos)=$row;
echo "<tr><td>NIK<td><input name=nik value='$nik'>";
echo "<td rowspan=8><img src='$nik.jpg' width=200 height=250>";
echo "<tr><td>Nama Penerima<td><input name=nama value='$nama'>";
echo " <tr><td>Tanggal Lahir<td><input name=tanggallahir
value='$tangallahir'>";
echo "<tr><td>Pekerjaan<td><input name=pekerjaan value='$pekerjaan'>";
echo "<tr><td>Alamat<td><input name=alamat value='$salamat'>";
echo "<tr><td>No HP<td><input name=hp value='$hp'>";
echo "<tr><td>Jenis Bansos<td><input name=jenisbansos value='$jenisbansos'>";
echo "</div>";

$no++;
}
while($row=mysqli_fetch_row($hasil));
}
else
{
echo "Maaf Data $nama Tidak Ditemukan";
```

```

        echo "</div>";
    }
    ?>
</table>
<hr>
<input type=submit value="Hapus" class="w3-btn w3-round-xxlarge w3-blue">
</div>

```

14>NamaFile:save hapus bansos.php

```

<meta name="viewport" content="width=device-width, initial-scale=1">
<link rel="stylesheet" href="w3.css">
<style>
body {
    background-image: url("1.jpg");
    background-repeat: no-repeat;
    background-size:cover
}
</style>
<div class="w3-panel w3-deep-purple w3-round-xlarge">
<center>
<h1> Hapus Data Penerima Bansos
</div>

<center>
<div class="w3-panel w3-sand w3-round-xlarge">
<table>
<?php
$nik=$_POST['nik'];
$nama=$_POST['nama'];
$tanggallahir=$_POST['tanggallahir'];
$pekerjaan=$_POST['pekerjaan'];
$alamat=$_POST['alamat'];
$hp=$_POST['hp'];
$jenisbansos=$_POST['jenisbansos'];

echo "<tr><td>NIK<td>:$nik";
echo "<tr><td>Nama Penerima<td>:$nama";
echo "<tr><td>Tanggal Lahir<td>:$tanggallahir";
echo "<tr><td>Pekerjaan<td>:$pekerjaan";
echo "<tr><td>Alamat<td>:$alamat";
echo "<tr><td>No HP<td>:$hp";
echo "<tr><td>Jenis Bansos<td>:$jenisbansos";
echo "</table><hr>";

require ("koneksi.php");
$sql="delete from bansos where nik='$nik' ";
$hasil=mysqli_query($conn,$sql);
echo "<h1>Data Telah Di Hapus ";
?>

```

Namafile:koneksi.php

```

<?php
$conn=mysqli_connect("localhost","root","","ip");
?>

```

REFERENSI:

1. Suryana, Taryana (2023) [Materi 12. Aplikasi Pencatatan Data Perkawinan.](#) [Teaching Resource]
2. Suryana, Taryana (2023) [Materi 11 Aplikasi Ijin Gangguan -ho.](#) [Teaching Resource]
3. Suryana, Taryana (2023) [Integrasi Menu Akta Kelahiran Dan Kematian.](#) [Teaching Resource]
4. Suryana, Taryana (2022) [Materi 10 W3 Css Framework.](#) [Teaching Resource]
5. Suryana, Taryana (2022) [Materi 9 Akta Kematian.](#) [Teaching Resource]
6. Suryana, Taryana (2022) [Materi 8 Membuat Aplikasi Akta Kelahiran.](#) [Teaching Resource]
7. Suryana, Taryana (2022) [Materi 7 Hapus Data Ktp.](#) [Teaching Resource]
8. Suryana, Taryana (2022) [6.edit Data Ktp.](#) [Teaching Resource]
9. Suryana, Taryana (2022) [Materi 5. Pencarian Data E-ktp.](#) [Teaching Resource]
10. Suryana, Taryana (2022) [Memasukan Atau Menambah Data Ektip.](#) [Teaching Resource]
11. Suryana, Taryana (2022) [Membuat Form Memasukan Data Pegawai.](#) [Teaching Resource]
12. Suryana, Taryana (2022) [Materi 3 Membuat Aplikasi E-ktip.](#) [Teaching Resource]
13. Suryana, Taryana (2022) [Membuat Database.](#) [Teaching Resource]
14. Suryana, Taryana (2022) [Instalasi Xampp Untuk Belajar Pemrograman E-government.](#) [Teaching Resource]
15. Suryana, Taryana (2022) [Pengenalan E-government Dan Aplikasi Pendukung.](#) [Teaching Resource]
16. Suryana, Taryana (2022) [Instalasi Xampp Untuk Belajar Pemrograman E-government.](#) [Teaching Resource]
17. Suryana, Taryana (2022) [Menambah Data Dan Pencarian Data Akta Perkawinan.](#) [Teaching Resource]
18. Suryana, Taryana (2021) [Membuat Aplikasi Integrasi Akta Perkawinan.](#) [Teaching Resource]
19. Suryana, Taryana (2021) [Studi Kasus Integrasi Program Administrasi Ijin Gangguan.](#) [Teaching Resource]
20. Suryana, Taryana (2021) [.delete Data Pada Aplikasi Ijin Gangguan Ho.](#) [Teaching Resource]
21. Suryana, Taryana (2021) [Pembuatan Aplikasi Ijin Gangguan Ho Dengan Php Dan Mysql.](#) [Teaching Resource]

22. Suryana, Taryana; Koesheryatin (2014), [Aplikasi Internet Menggunakan HTML, CSS & Java Script](#), *Elexmedia Komputindo, Jakarta*
23. Suryana, Taryana (2021) [Pelatihan Pembuatan Website Dengan Menggunakan Html Dan Dreamweaver](#). [Teaching Resource]
24. Suryana, Taryana (2010) [Membuat Web Pribadi dan Bisnis dengan HTML.](#), *Gava Media, Jogjakarta*
25. <https://www.w3schools.com/> September, 2021
26. Suryana, Taryana; Sarwono, Jonathan. [E-Commece Menggunakan PHP & MySQL](#), *Graha Ilmu, Jogjakarta*
27. Suryana, Taryana (2021) *Materi 1. Pengenalan Html Web Browser Dan Text Editor*. [Teaching Resource]
28. Suryana, Taryana (2021) *Instalasi Xampp Untuk Pemrograman E-government*. [Teaching Resource]
29. Suryana, Taryana (2021) [Membuat Database Dengan Phpmysql](#). [Teaching Resource]
30. Suryana, Taryana (2021) *Fungsi Logika Dalam Pemrograman Php Dan Mysql*. [Teaching Resource]
31. Suryana, Taryana (2021) [Berbagai Macam Operator Dalam Php Dan Mysql](#). [Teaching Resource]
32. Suryana, Taryana (2021) [Membuat Aplikasi Kependudukan](#). [Teaching Resource]
33. Suryana, Taryana; Koesheryatin (2014), [Aplikasi Internet Menggunakan HTML, CSS & Java Script](#), *Elexmedia Komputindo, Jakarta*
34. Suryana, Taryana (2021) [Pelatihan Pembuatan Website Dengan Menggunakan Html Dan Dreamweaver](#). [Teaching Resource]
35. Suryana, Taryana (2010) [Membuat Web Pribadi dan Bisnis dengan HTML.](#), *Gava Media, Jogjakarta*
36. <https://www.w3schools.com/> September, 2021
37. Suryana, Taryana; Sarwono, Jonathan. [E-Commece Menggunakan PHP & MySQL](#), *Graha Ilmu, Jogjakarta*
38. Suryana, Taryana (2021) *Materi 1. Pengenalan Html Web Browser Dan Text Editor*. [Teaching Resource]
39. Suryana, Taryana (2021) *Instalasi Xampp Untuk Pemrograman E-government*. [Teaching Resource]
40. Suryana, Taryana (2021) [Membuat Database Dengan Phpmysql](#). [Teaching Resource]
41. Suryana, Taryana (2021) [Instalasi Xampp Untuk Pemrograman E-commerce](#). [Teaching Resource]
42. Suryana, Taryana (2021) [Pengenalan E-commerce](#). [Teaching Resource]
43. Suryana, Taryana (2021) [Membuat Database](#). [Teaching Resource]
44. Suryana, Taryana, [e-COMMERCE MENGGUNAKAN PHP DAN MYSQL](#), *Graha Ilmu, Jogjakarta*

45. <http://www.grahailmu.co.id/previewpdf/978-979-756-182-6-231.pdf>