

Hyper Text Markup Language

Girindro Pringgo Digdo

Whoami

- Seven years in Information Security
- Lecturer
- Author

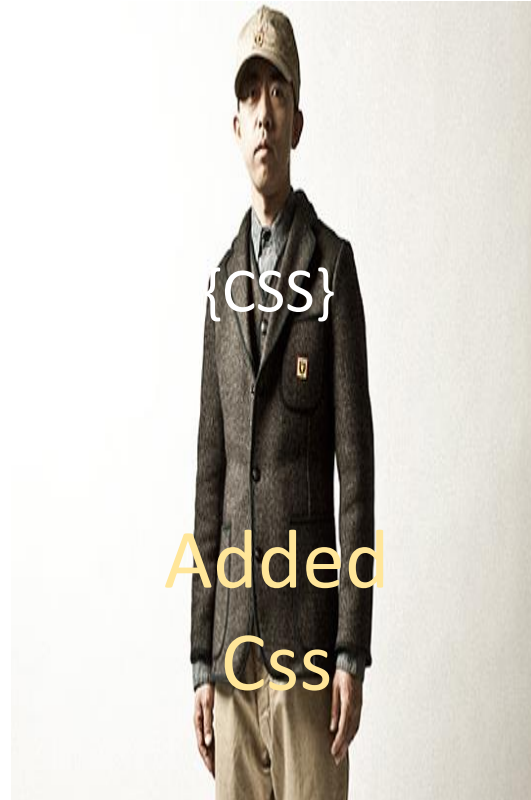
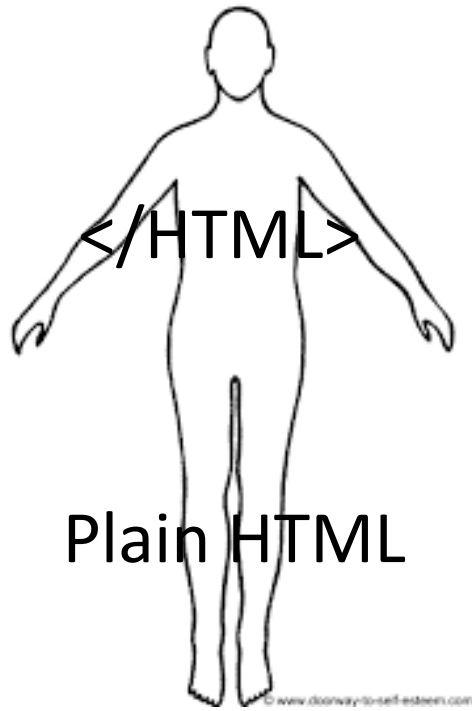
Agenda

- Introduction
- Base structure
- Paragraph
- Preformatted text
- Special characters

What is HTML?

- HTML = Hyper Text Markup Language
- Language used to build website
- Website = Human
- HTML = Body itself (bones, organs, etc)
- CSS = Style (shirt, necklace, shoes, etc)
- Javascript = Behaviour (good, bad, emotions, etc)

Website



Why do I need to learn HTML?

Why don't you stop asking and start coding instead?

What you'll need to start coding

- Computer
- Text editor
 - Notepad++, Ultra Edit, gEdit, Sublime Text, etc
- Coffee

Basic Structure

```
<html>  
<head>  
<title>Document Title</title>  
</head>  
<body>  
    Put information here  
</body>  
</html>
```


My First Page

```
<html>
```

```
<head>
```

```
<title>My First Page</title>
```

```
</head>
```

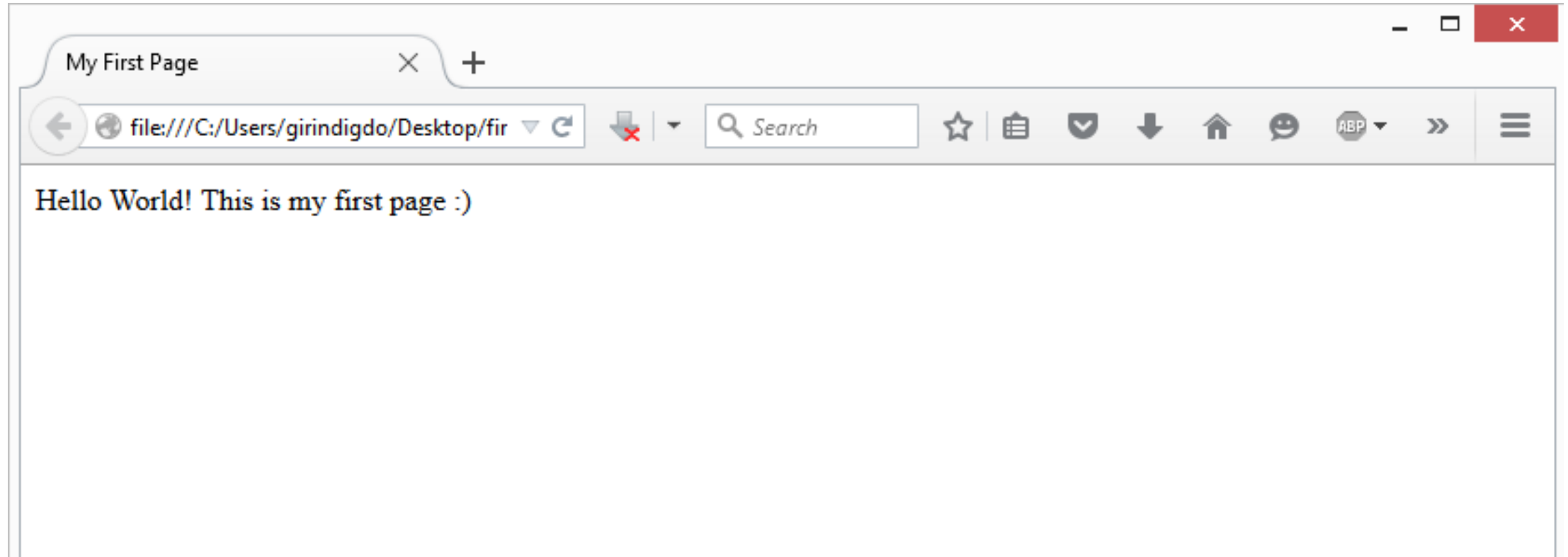
```
<body>
```

```
    Hello World! This is my first page :)
```

```
</body>
```

```
</html>
```

What it looks like



Explanation

`<html>` → every html file has this

`<head>` → head part insert title and stuff

`<title>My First Page</title>` → Title to show in tab

`</head>` → closing the head tag

`<body>` → main html to display

 Hello World! This is my first page :)

`</body>` → closed body

`</html>` → closed html

Paragraph

- Element `<p>...</p>` to flag a text as a paragraph
- Paragraph attribute

Attribute	Argument
Align	Left Right Center Justify

Example of Paragraph

```
<html>
```

```
<body>
```

```
<p>First Paragraph</p>
```

```
<p>Second Paragraph</p>
```

```
<p>Third Paragraph</p>
```

```
<p>Element of Paragraph defined by tag P</p>
```

```
</body>
```

```
</html>
```

Example of Paragraph with Attribute

```
<html>
<body>
<p align="right">A paragraph with right align</p>
<p align="center">A paragraph with center align</p>
<p align="left">Third Paragraph</p>
<p align="justify">A paragraph with justify
align</p>
</body>
</html>
```

Exercise

```
1 <html>
2 <head>
3   <title>My first Exercise</title>
4 </head>
5 <body>
6 <b>
7   <p align="center">Welcome to my website</p>
8   <p align="justify">My name is:...., I was born in ...</p>
9   <p>My ambition is <i>...</i>. My hobby is: ...</p>
10  <p>I live at ...</p>
11  <hr>
12 <p align="left">My parents name:
13 <br>
14 1. ...., and<br>
15 2. ...<br>
16 </p>
17 </body>
18 </html>
```

Preformatted Text

- In HTML, an enter, tab, space is not affect to web page
- How if I want to add an enter, tab, even space in web page?
- You can use `<pre>` tag

Example of Paragraph with Attribute

```
1 <html>
2 <body>
3 <pre>
4 This text using s p a c e and ENTER
5 To move line here
6 </pre>
7 <p>We also can make a picture with texted format</p>
8 <pre>
9     . . .      ^_^
10    . . .      ( 0 0 )
11    . . .      _   miaawww...
12 </pre>
13 </body>
14 </html>
```

Special Characters

- HTML have a special code, it called *entity*
- There are two of entities
 - Character entity
 - Numeric entity
- Example of entities
 - **<** represent <
 - **>** represent >
 - **©** represent ©
 - **»** represent >>

Example of Special Characters

```
1 <html>
2 <body>
3 <h1>Example of Using Special Character</h1>
4 <hr>
5 <pre>
6 	&#187; Tag<i>&lt;i>&gt;</i></i> using to make italic text
7 	&#187; Kurt G&ouml;del is a math scientist
8 	&#187; Using special char
9 	&#185; <b>&amp;copy;</b> to make &copy;
10 	&#178; <b>&amp;reg;</b> to make &reg;
11 	&#179; <b>&amp;trade</b> to make &trade;
12 </pre>
13 </body>
14 </html>
```