

STORY BOARD
camera movement

Sebagai panduan ketika melakukan proses shooting di lapangan Story Board merupakan panduan utama bagi kameramen.

Kameramen menjadikan Story Board sebagai acuan dalam melakukan pergerakan kamera agar sesuai dengan keinginan sutradara.


Gaya dari Storyboard berbeda-beda tergantung dari keinginan sutradara dan kebiasaan dalam tim film.

153



カカシのUP
BO1514701
→内
↓
カカシの
UP
(27461)

154



カカシのUP
カカシのUP
カカシのUP
カカシのUP
カカシのUP




カカシのUP
カカシのUP
カカシのUP
カカシのUP
カカシのUP

155



カカシのUP
カカシのUP
カカシのUP
カカシのUP
カカシのUP



カカシのUP
カカシのUP
カカシのUP
カカシのUP
カカシのUP

156



カカシのUP
カカシのUP
カカシのUP
カカシのUP
カカシのUP



カカシのUP
カカシのUP
カカシのUP
カカシのUP
カカシのUP

157



カカシのUP
カカシのUP
カカシのUP
カカシのUP
カカシのUP

158




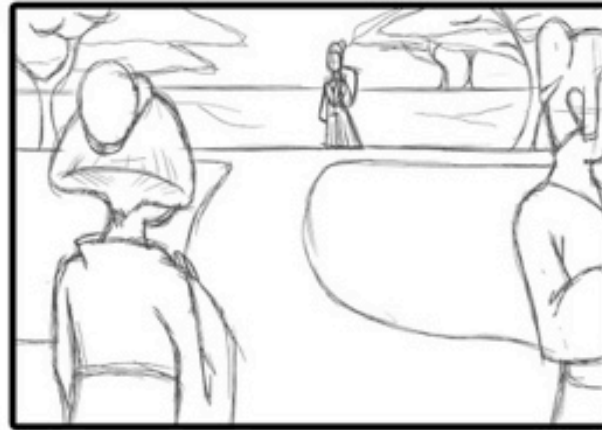


カカシのUP
カカシのUP
カカシのUP
カカシのUP
カカシのUP

159


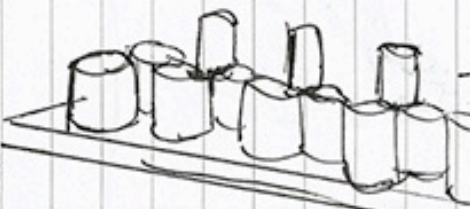
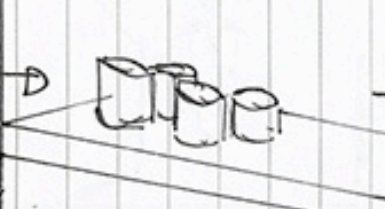















カカシのUP
カカシのUP
カカシのUP
カカシのUP
カカシのUP




Namun yang terpenting adalah adanya patokan bagi kameramen untuk mengambil gambar dan arah pergerakan kamera.

Storyboard


1 	2 	3 	4 
Opening - midshot/2 shot		Close up - Canned supplies deplete over cut shots until the shelf is bare	
5 	6 	7 	8 
Return to original shot without supplies	OTS & SRS of each other - dialog exchanged		Rock, Paper, Scissors between characters
9 	10 	11 	12 
Extreme Close up of hands	Close up of face for expression	Midshot/2 shot character gets up	Extreme close up & pan with mask
13 	14 	15 	16 
Character prepares and leaves	Door opening - bright white light from outside	Outside - Closes door	Character walking to and past camera

Untuk memudahkan kerja kameramen dan dapat mengakomodir keinginan sutradara, maka pada story board diberi tanda-tanda pergerakan kamera.



Pan Right




Pan Left




Zoom In



Tilt Up

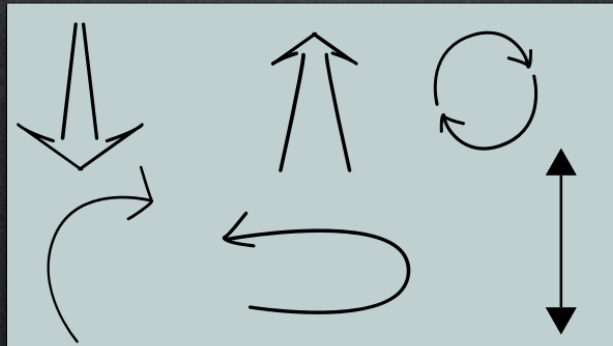


Tilt Down



Zoom Out

MISCELLANEOUS



Project: Hit The Pros - 2004

Scene: Intro Cinematic

Notes: Yellow arrows indicate direction of camera movement.



Shot 1a: "HomePlate" Entrance, Minute Maid Park
Camera: Dolly back revealing more of building facade.



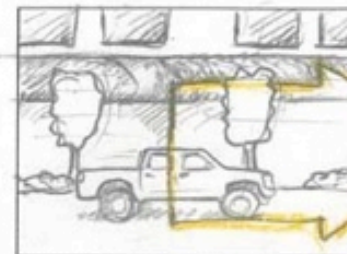
Shot 1b: Minute Maid Park
Camera: Continue dolly; Begin to pan left revealing more of facade.




Shot 1c: Minute Maid Park
Camera: Continue. Pan Left
Audio: GMC truck engine heard



Shot 1d: Minute Maid Park
Camera: Pan slows
Audio: GMC truck engine heard
Action: Truck comes into view



Shot 2a: (CUT) Truck Driving In
Camera: Dolly Right, truck centered
Audio: GMC truck engine.
Action: Follow truck, Stadium in bkg.



Shot 2b: Truck Driving In
Camera: Continues to follow truck
Audio: Truck down shifts



Shot 2c: Truck turns
Camera: Dolly slows to stop
Action: Truck turns into stall



Shot 2d: Truck parks
Camera: No movement
Audio: GMC truck engine stops
Action: Truck stops parked



Shot 2e: Minute Maid Park
Camera: Dolly into truck
Action: Move in for a closer look at the truck.



Shot 2f: Passenger exits
Camera: Pan Rt as dolly slows
Audio: Truck door open/slam shut



Shot 3a: (CUT) View Truck
Camera: Dolly around truck - fan and truck both in frame
Action: Fan walks towards entrance



Shot 3b: cont. View Truck
Camera: Dolly around truck - fan and truck both in frame
Action: Fan continues towards ent.



Shot 3c: Follow fan
Camera: Dolly around truck/begin to dolly in towards entrance
Action: Fan continue in to entrance




Shot 3d: cont. following fan
Camera: Dolly into truck
Action: Fan continues walking




Shot 3e: Into the game
Camera: Dolly towards door (dark)
(cut to black)
Action: follow fan toward door/cut to black


'THE SMOKING ROOM' - STORYBOARD 2 - VARIOUS SEQUENCES - DRAWN BY IAN TOMLINSON




1. USING THE TECHNOCRANE PULL BACK FROM A CLOSE UP OF THE STAR LOGO ON THE MAIN STAGE CEILING.




2. CONTINUE TO PULL BACK SWINGING TO THE LEFT BRINGING ZACK INTO THE SHOT.




3. LOWER AND CONTINUE TO PULL BACK BRINGING THE WHOLE STAGE INTO THE SHOT AS THE MAIN BAND BEGINS TO PLAY.




1. SHOT FROM TECHNOCRANE ADVANCING THROUGH ENTRANCE TUNNEL. A CROWD CAN BE SEEN PAST THE SMOKE AND LASERS




2. CONTINUING TO THE END OF THE TRACK, FOCUS AND EXTEND CRANE TOWARDS THE MAIN STAGE OVER THE HEADS OF THE STANDING AUDIENCE



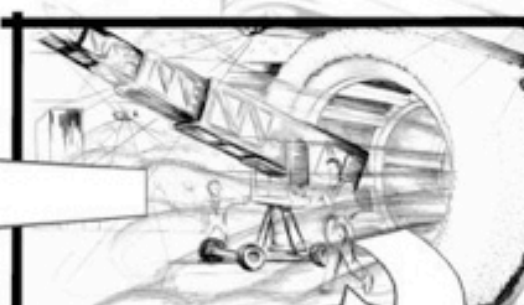
3. LIFT AND SWING TO THE RIGHT FOLLOWING THE ARM OF THE RIGHT STAGE FIGURE. LIGHTS FLARE OVER THE GIANT SET WEDGES.



1. USING A HAND HELD CAMERA PAN RIGHT ON TO A CLOSE UP OF ZACK AS HE INTRODUCES AN IMPORTANT ELEMENT OF THE SMOKING ROOM... THE SUPER TECHNOCRANE.



2. ZACK DISAPPEARS OFF TO THE RIGHT AS YOU MOVE IN TOWARDS THE TUNNEL ENTRANCE. SOMETHING CAN BE SEEN MOVING INSIDE THROUGH THE SMOKE.



3. PULL BACK ON TO THE LIGHT PANEL WALKWAY AND WIDEN THE SHOT AS THE CRANE APPEARS.

Commercial Story Board




"Get yourself moving with Bootleg."

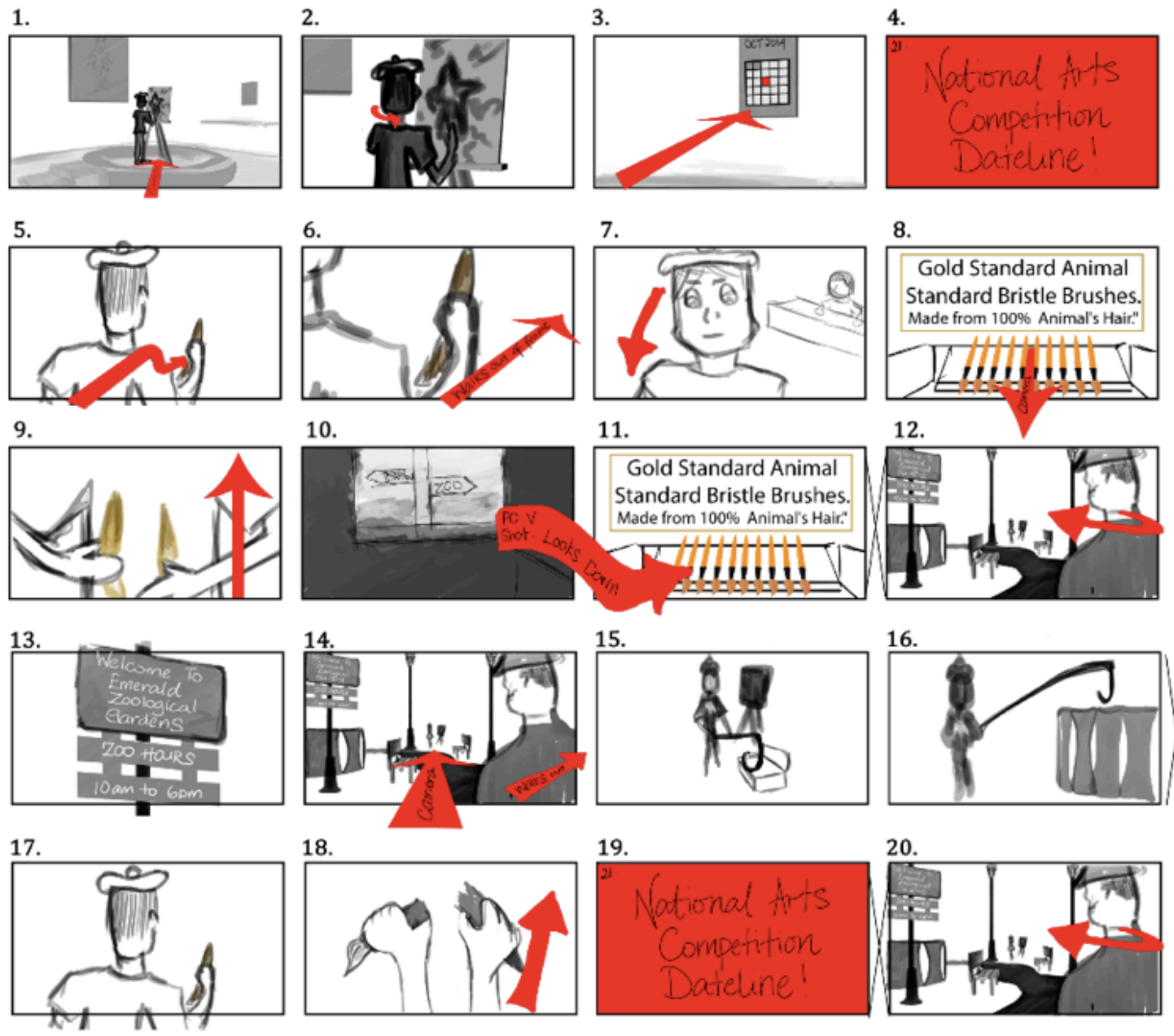


"Cos there's a lot of specialist moves out there."



"You can shuffle."





Contoh Story Board yang banyak menampilkan scene zoom in menuju close up dan extreme close up

selamat berkarya