

# Moroccan Journal of Chemistry

---



Moroccan Journal of Chemistry (*Mor. J. Chem.*) is a free of charge open access journal that publishes original research articles as well as review articles in all areas of chemistry. It provides a platform for rapid publication of quality research papers, reviews and chemistry letters. Moroccan Journal of Chemistry was founded in 2013 by Professor B. Hammouti, University Mohammed Premier, Oujda Morocco. Moroccan Journal of Chemistry is published by the University Mohammed Premier, Oujda Morocco in partnership with the Association CEMADES : Centre Marocain du developpement et des Sciences (Moroccan Center of Development and Science).



Moroccan Journal of Chemistry is abstracted and indexed by SCOPUS, Emerging Sources Citation Index (ISI), Chemical Abstracts Service (CAS), Scholar Google, INNO Space, DRJI, OAJI, SJIFactor, ISRAJIF, JIfactor, iSEEK, AcademicKeys, Impact factor service, Scientific Indexing Services (SIS), Roddy Macleod's Blog,.....and others in process.

## Table of Contents

<a href="#">Periodic Trends in the Character of First-Row Transition Metals-Based Catalysts Embedded on Mordenite</a> Khoirina Dwi Nugrahaningtyas, Mitha Fitria Kurniawati, Abu Masykur, Nisriina 'Abidah Quratul'aini	<a href="#">PDF</a> Mor. J. Chem. 10 N°3 (2022) 375-386
<a href="#">Effect of Fermentation Time and Sugar Concentration on the Quality Characteristic of Organic Fertilizer from Cattle and Rabbit Manure Using Vinnase Media</a> Budi Hastuti, Retno Kusuma Astuti, Saptono Hadi	<a href="#">PDF</a> Mor. J. Chem. 10 N°3 (2022) 387-395
<a href="#">Recovery of Graphite from Lithium Ion Batteries Leaching using Sulfuric Acid as Anode Materials</a> Yatim Lailun Ni'mah, N. Arcella Arum Kumala Hidayatullah, S. Suprpto, A. Subhan, Andri Hardiansyah	<a href="#">PDF</a> Mor. J. Chem. 10 N°3 (2022) 396-404
<a href="#">QSAR study of a series of peptidomimetic derivatives towards MERS-CoV inhibitors</a> I. Hammoudan, S. Chtita, M. Bakhouch, D. Riffi Tamsamani	<a href="#">PDF</a> Mor. J. Chem. 10 N°3 (2022) 405-416
<a href="#">Implementation of Biotechnology in Education towards Green Chemistry Teaching: A Bibliometrics Study and Research Trends</a> R. Riandi, Anna Permanasari, N. Novia	<a href="#">PDF</a> Mor. J. Chem. 10 N°3 (2022) 417-427
<a href="#">A Bibliometric Analysis of Chemistry Industry Research Using Vosviewer Application with Publish or Perish</a> P. Sukaesih Kurniati, H. Saputra, T. Ahmad Fauzan	<a href="#">PDF</a> Mor. J. Chem. 10 N°3 (2022) 428-441
<a href="#">Reverse Docking on Five Original PPO Structures: Plant, Bacterial, and Human</a> O. Abdessadak, H. Hajji, S. Mehanned, M. Aziz Ajana, T. Lakhli, M. Bouachrine	<a href="#">PDF</a> Mor. J. Chem. 10 N°3 (2022) 442-451
<a href="#">Development of Minimum Competency Assessment (AKM) on Chemical Materials</a> Nahadi, W. Siswaningsih, P. Purnawarman, T. Lestari, A. Ekaputri Febriani, T. Rohmawati	<a href="#">PDF</a> Mor. J. Chem. 10 N°3 (2022) 452-463
<a href="#">Quality assessment of groundwater in the region of Laayoune-Dakhla (southern Sahara Morocco) for drinking and irrigation purposes</a> K. Mizab, M. Doubi, M. Ghalit, M. El Kanti, T. HACHI, E.H. Abba, H. Erramli	<a href="#">PDF</a> Mor. J. Chem. 10 N°3 (2022) 464-475
<a href="#">What is your chemical creation to overcome environmental pollution? Students' creative ideas on the RADEC learning model</a> R. Restiana Sukardi, W. Sopandi, Riandi, R. V. Avila, W. Sriwulan, C. Sutinah	<a href="#">PDF</a> Mor. J. Chem. 10 N°3 (2022) 476-487
<a href="#">A Bibliometric Analysis of Climate Smart Agriculture Research Using VOSviewer</a> S. Luckyardi, E. Soeryanto Soegoto, R. Jumansyah, N. Puspa Dewi, R. Untsa Mega	<a href="#">PDF</a> Mor. J. Chem. 10 N°3 (2022) 488-499
<a href="#">Statistical Assessment of the Water Quality using Water Quality Index and Organic Pollution Index —Case study, Oued Tighza, Morocco</a> T. Hachi, M. Hachi, H. Essabiri, O. Boumalkha, M. Doubi, M. Khaffou, E.H. Abba	<a href="#">PDF</a> Mor. J. Chem. 10 N°3 (2022) 500-508
<a href="#">Study of the adsorption properties of an almond shell in the elimination of methylene blue in an aquatic</a> A. Kali, Y. Dehmani, I. Loulidi, A. Amar, M. Jabri, A. El-kord, F. Boukhlifi	<a href="#">PDF</a> Mor. J. Chem. 10 N°3 (2022) 509-522
<a href="#">3D-QSAR, molecular docking, molecular dynamic simulation, and ADMET study of bioactive compounds against candida albicans</a> S. Bouamrane, A. Khaldan, H. Hajji, R. El-mernissi, H. Maghat, M.A. Ajana, A. Sbai, M. Bouachrine, T. Lakhli	<a href="#">PDF</a> Mor. J. Chem. 10 N°3 (2022) 523-541
<a href="#">Computational Analysis of Waste Management and Entrepreneur using VosViewer application</a> E. Soeryanto Soegoto, S. Luckyardi, Agis A. Rafdhi, D. Oktafiani	<a href="#">PDF</a> Mor. J. Chem. 10 N°3 (2022) 542-552
<a href="#">Application of Interactive Multimedia in Overcoming Problem-solving Difficulties in Engineering Materials: Isomorphous Binary Phase Diagrams</a> J. Maknun, M. Komaro, Saripudin, E. Haritman, A. Suryana, I. Rokhim, R. Heryanto Putra, S. Prayogo	<a href="#">PDF</a> Mor. J. Chem. 10 N°3 (2022) 553-563
<a href="#">STEM Training for Lesson Plan on Bioplastic and Environment: Does it Affect the teachers?</a> S. S. Hasanah, Riandi, A. Permanasari, I. Kaniawati	<a href="#">PDF</a> Mor. J. Chem. 10 N°3 (2022) 564-575
<a href="#">Research Trends in Farming System Soil Chemical: A Bibliometric Analysis using VOSviewer</a> D. Hirawan, D. Oktafiani, T. A. Fauzan, S. Luckyardi, N. Jamil	<a href="#">PDF</a> Mor. J. Chem. 10 N°3 (2022) 576-590
<a href="#">Fatty Acid Based Ionic Liquids: A New Antistatic Agent For Floor Coating</a> A. Mudzakir, M. Bihar Jafarian, M. Widyaningsih, A. Bayu Dani Nandiyanto, R. Ragadhita	<a href="#">PDF</a> Mor. J. Chem. 10 N°3 (2022) 591-605
<a href="#">Agronomic valorization of the composts with olive waste</a> I. Mehdaoui, Z. Majbar, I. Atemni, M. Elhaji, M. Ben Abbou, S. Jennan, T. Ainane, S. Berrada, A. Chetouani, M. Taleb, Zakia Rais	<a href="#">PDF</a> Mor. J. Chem. 10 N°3 (2022) 606-621

# Editorial Board

---

## Editor in chief

Prof B. Hammouti

## Editor

Prof. A. Chetouani, Mohammed Premier University, Oujda

## National Committee

Akssira M., Hassan II University, Mohammadia  
Amine A., Hassan II University, Mohammedia  
Aouniti A., Mohammed Premier University, Oujda  
Aride J., Mohammed Premier University, Rabat  
Azzi M., Hassan II University, Casablanca  
Bazzi L., Ibn Zohr University Agadir  
Bellaouchou A., Mohammed V University, Rabat  
Benchat N., Mohammed Premier University, Oujda  
Ben Hadda T., Mohammed Premier University, Oujda  
Bensitel M., Chouaib Doukali University El Jadida  
Bentiss F., Chouaib Doukali University El Jadida  
Berrabah M., Mohammed Premier University, Oujda  
Berraho M., Cadi Ayyad University Marrakech  
Bouhfid R., Mohamed V University Rabat  
Bouachrine M., My Ismail University, Meknes  
Bougrin K., Mohamed V University Rabat  
Bouyanzer A., Mohammed Premier University, Oujda  
Cherkaoui M., Ibn Tofail University Kenitra  
Chetouani A., Mohammed Premier University, Oujda  
Chtaini A., My Slimane University Béni Mellal  
Ebn Touhami M., Ibn Tofail University Kenitra  
El Ammari L., Mohamed V University Rabat  
EL Haddad M., Cadi Ayyad University Safi  
El Kadiri S., Mohammed Premier University, Oujda  
Elmidaoui A., Ibn Tofail University Kenitra  
Elidrissi A., Mohammed Premier University, Oujda

Essassi E.M., Mohamed V University Rabat  
Guenbour A., Mohamed V University Rabat  
Hamdani M., Ibn Zohr University Agadir  
Hamidi M., My Ismail University Errachidia

Hlaibi M., Hassan II University, Casablanca  
Irhzo A., Hassan II University, Casablanca  
Kandri Rodi Y., USMBA University Fez  
Kerbal A., USMBA University Fez  
Kertit S., Mohamed V University Rabat  
Khouili M., My Slimane University, Béni Mellal  
Lachkar M., USMBA University Fez  
Lazar S., Hassan II University, Mohammedia  
Majidi L., My Ismail University Errachidia  
Massaoui M., Mohamed V University Rabat  
Mejdoubi E.M., Mohammed Premier University, Oujda  
Oudda H., Ibn Tofail University Kenitra

Radi S., Mohammed Premier University, Oujda  
Raihane M., Cadi Ayyad University Marrakech  
Rakib E.M., My Slimane University Béni Mellal  
Ramli Y., Mohamed V University Rabat  
Romane A., Cadi Ayyad University Marrakech  
Saadi M., Mohamed V University Rabat  
Salghi R., Ibn Zohr University Agadir  
Sfaira M., USMBA University Fez  
Taibi M., Mohamed V University Rabat  
Taleb M., USMBA University Fez  
Tour R., Mohamed V University Rabat  
Touzani R., Mohammed Premier University, Oujda  
Zarrouk A., Mohamed V University Rabat  
Zouihri H., Ibn Tofail University Kenitra  
Zgou H., Ibn Zohr University Ouarzazate

## International Committee

### Is open to all researchers who contributed in Chemistry

Abidi N., [Texas Tech University](#), Lubbock, United States  
Al-Warthan A., [King Saud University College of Science](#), Riyadh, Saudi Arabia  
Aouad M.R., [Taibah University](#), Madinah, Saudi Arabia

Boukheddaden K., Université de Versailles, France  
Costa J., [Universita di Corsica Pascal Paoli](#), Corte, France

Daran J.C., [Université de Toulouse](#), Toulouse, France  
El-Bindary A.A., [Damietta University](#), Damietta, Egypt  
Eddaoudi M., [King Abdullah University of Science and Technology](#), Jeddah, Saudi Arabia

E. Ebenso, University of South Africa, South Africa

Fauconnier M.L., [Universite de Liege](#), Liege, Belgium  
Fouda A. S., [Mansoura University](#), Mansoura, Egypt

Garcia Y., Université catholique de Louvain, **Belgium**

Göksu, Süleyman Atatürk Üniversitesi, Erzurum, Turkey  
Guillaumet G., [Saint Francis Xavier University](#), Antigonish, Canada  
Idrissi H., [Matériaux : Ingénierie et science](#), Villeurbanne, France

Jama C. [Université des Sciences et Technologies de Lille](#), Villeneuve-d'Ascq, France  
Khadom A.A., [University of Diyala](#), Baqubah, Iraq

Khaled K.F., [Ain Shams University](#), Cairo, Egypt  
Messali M., [Taibah University](#), Madinah, Saudi Arabia

Ng S.W., [The University of Nottingham Malaysia Campus](#), Semenyih, Malaysia

Obbade S., [Laboratoire d'Electrochimie et de Physico-Chimie des Matériaux et des Interfaces](#), Saint Martin d'Herès, France

Oshio, Hiroki University of Tsukuba, Japan

Oturan M.A., [Université Paris-Est](#), Marne-la-Vallée, France

Özdemir, İsmail İnönü Üniversitesi, Malatya, Turkey

Quraishi M. A., [King Fahd University of Petroleum and Minerals](#), Dhahran, Saudi Arabia

Rios A., [Universidad de Castilla-La Mancha](#), Ciudad Real, Spain

Siag M. [Université du Québec à Montréal](#), Montreal, Canada

LF Tietze Universität Göttingen Germany  
Visseaux M. [Universite d'Artois](#), Arras, France  
Warad I., [An-Najah National University](#), Nablus, Palestine

Xiaodan, Zhao China Medical University Shenyang, China

Zougagh M., [Universidad de Castilla-La Mancha](#), Ciudad Real, Spain

Kaya S., Cumhuriyet University, Turkey

Nandiyanto A.B.D., [Universitas Pendidikan Indonesia](#), Bandung, Indonesia

## A Bibliometric Analysis of Climate Smart Agriculture Research Using VOSviewer

*Senny Luckyardi<sup>(a)</sup>, Eddy Soeryanto Soegoto<sup>(a)</sup>, Rizky Jumansyah<sup>(b)\*</sup>, Natasha Puspa Dewi<sup>(c)</sup>, Raiswati Untsa Mega<sup>(c)</sup>*

<sup>(a)</sup>Departemen Manajemen, Universitas Komputer Indonesia, Indonesia

<sup>(b)</sup>Departemen Sistem Informasi, Universitas Komputer Indonesia, Indonesia

<sup>(c)</sup>Departemen Sastra Inggris, Universitas Komputer Indonesia, Indonesia

### Abstract

Climate-Smart Agriculture (CSA) is an approach used to modify and redirect existing agricultural systems to support food security in climate change. The purpose of this research is to conduct a bibliometric analysis in terms of CSA by combining mapping analysis using VOSviewer software. The bibliometric and descriptive quantitative approach was applied in this research. The data obtained is a search result based on the keyword "climate smart agriculture" in Google Scholar. From the search results, 999 articles published were found in the range of 2017-2021. However, there are only 132 articles that are relevant to the research topic. The results show that research on climate smart agriculture increased in 2017-2019 but decreased in 2020. Moreover, the research increased significantly in 2021. In conclusion, this study shows the importance of conducting a bibliometric analysis, especially in the field of climate smart agriculture. It is hoped that this research can be a reference for future research in conducting and determining research themes.

\* Corresponding author:

[rizky.jumansyah@email.unikom.ac.id](mailto:rizky.jumansyah@email.unikom.ac.id)

Received 30 Oct 2020,

Revised 15 Feb 2020,

Accepted 11 Jun 2022

**Keywords:** *Bibliometric, Climate smart agriculture, Data analysis, VOSviewer.*

## 1. Introduction

Climate change has the potential to damage agricultural productivity and raises the vulnerability of those who rely on agriculture for a living. Furthermore, climate change might destabilize agricultural markets, putting food supply at risk across communities. Climate-Smart Agriculture (CSA) is a method of modifying and redirecting current agricultural systems to ensure food security in climate change. Existing challenges may be mitigated by developing resilience and resource efficiency in agricultural production systems, as well as farmers' adaptive capabilities [1]. Since Climate Smart Agriculture needs to be integrated with technology, things such as pesticides, land management, inorganic fertilizers, and others, have to be adapted to an advanced technology [2]. With the emergence of climate-smart agriculture, the communities may use this advancement to improve their standard of living. The emergence of climate-smart agriculture can also be an opportunity for researchers to improve their research on a specific topic. To determine the enormous prospects for study on specific themes, research in each sector, including Climate Smart Agriculture, must be examined bibliometrically [3]. It is because bibliometrics has been used to categorize a specific topic in the form of a bibliography as well as to generate a representative summary of the topic chosen [4]. VOSviewer is one of the tools that may be used to conduct a bibliometric analysis. VOSviewer is software that can generate, visualize, and analyze bibliometric maps. VOSviewer can evaluate various sorts of bibliometric network data, including connections between publications or journal citations, associations between scientific terminology, and collaborative relationships between researchers [5]. Previous research regarding Climate Smart Agriculture has been carried out by several researchers, including research by Morkunas and Balezentis. This research discussed literature analysis regarding Climate Smart Agriculture [6]. Another research by Hrabanski et al. discussed the contribution of CSA, NBS, and agroecology to agricultural climatization and integration into the international climate agenda [7]. Research by Jagustović et al. regarding Climate Smart Agriculture explained the investigation of synergies and exchanges through CSA and system dynamics [8]. Another research conducted by Al Husaeni and Nandiyanto was regarding bibliometric analysis of engineering research using VOSviewer and its correlation with the pandemic of COVID-19 [9]. Yu et al. also conducted a quantitative analysis and its characteristics of the Support Vector Machine (SVM) development trend in China from 2000 to 2018 [10]. However, research on bibliometric analysis regarding climate-smart agriculture is still lacking, especially by utilizing VOSviewer software as a tool in conducting the mapping analysis. Therefore, this research aims at conducting bibliometric analysis research in the field of climate-smart agriculture by integrating mapping with VOSviewer software. It is because this analysis is important to determine the quantity and novelty of the data. It is hoped that this research can be a resource for academics in performing and deciding on research subjects, particularly those connected to climate-smart agriculture.

## 2. Materials and methods

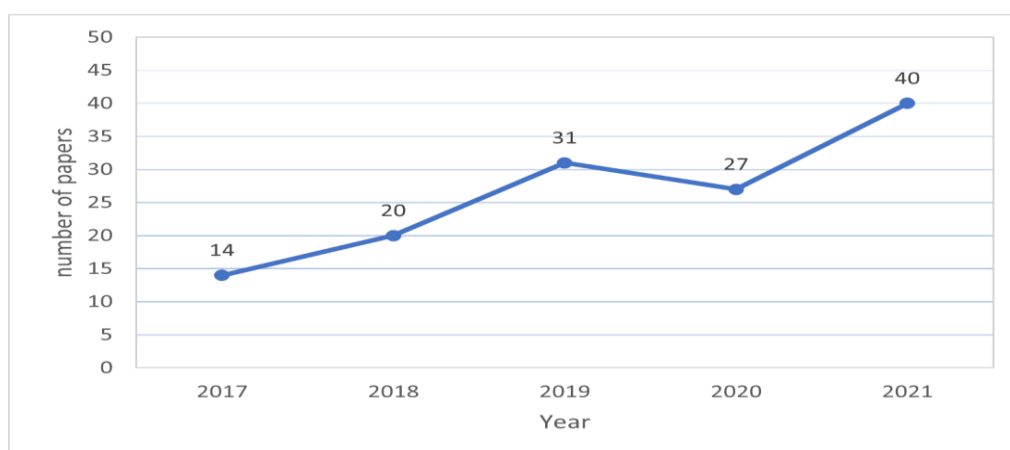
The bibliometric and descriptive quantitative approaches were applied in this research. In this study, we gathered information from published journals that were indexed by Google Scholar. It is because Google Scholar is one of the journal sources that can be accessed easily. We also conducted a literature study on the topic of our research using Publish or Perish software. We chose Publish or Perish software to identify the bibliometric data from our research topic [9]. Furthermore, we stored the data from the Publish or Perish program into files that could be used in the VOSviewer software. We used Publish or Perish 8 and VOSviewer 1.6.17 in this research as the software to collect the data. In this research, we filtered the materials and only used those that were relevant to climate smart agriculture. We retrieved the data from Google Scholar by entering the keyword "climate smart agriculture" according to the title, keywords, and abstract requirements in Publish or Perish software. We obtained 999 data regarding climate-smart agriculture research. However, after filtering the data collected, 132 related journals were obtained. The publications

considered in this study were published between 2017 and 2021. The articles gathered are then stored in \*.ris format. After that, we used the VOSviewer software to generate the visualization and analyze trends in the form of bibliometric maps. We mapped the article data from the prepared database sources. VOSviewer software mapping data is classified into three types: network, overlay, and density visualization. Furthermore, we filter the terms included in the VOSviewer mapping visualization.

### 3. Results and Discussion

#### 3.1. Research developments in the field of climate-smart agriculture

Figure 1 depicts the development of CSA research from 2017 to 2021. According to Figure 1, the development of CSA research during the previous five years, specifically from 2017 to 2021, has grown in 2017-2019 but declined again in 2020. However, in 2021, the number of publications increased significantly. This is evidenced by the fact that the number of articles in 2017 reached 14 before increasing to 20 in 2018. The number of articles increased again in 2019 to as many as 31. However, by 2020, the number of articles had dropped to 27. Nevertheless, the number of publications increased significantly again in 2021, reaching 40.



**Figure 1.** Levels of development of research on climate-smart agriculture

Figure 1 shows that research regarding climate-smart agriculture is increasing every year, starting from 2017. Despite the fact that research about climate smart agriculture declined in 2020, in 2021, it increased significantly that the number of papers reached 132. In addition to the search results that have been done on Publish or Perish, we got 132 articles that match the research topic. From these data, we have filtered 20 articles with the most citations from 20 different journals (see Table 1). Table 1 shows data from 20 articles that match the research criteria. From the 20 selected articles, it is shown that the highest citation related to Climate-Smart Agriculture was 179, while the lowest citation was 5. Table 1 also shows that in 2017 and 2021 each only has one article with the highest citation. In 2018, the most cited articles were 5 articles. Meanwhile, in 2020, the articles that were widely cited were 3 articles. The year with the most citations was 2019 with 10 articles.

**Table 1.** Article Data in the Field of Climate Smart Agriculture

No	Authors	Title	Year	Cites	Refs
1.	Taylor	Climate-smart agriculture: what is it good for?	2018	179	[11]
2.	Partey et al.	Developing climate-smart agriculture to face climate variability in West Africa: challenges and lessons learnt	2018	99	[12]
3.	Makate et al.	Increasing resilience of smallholder farmers to climate change through multiple adoption of proven climate-smart agriculture innovations	2019	95	[13]
4.	Chandra et al.	The relevance of political ecology perspectives for smallholder Climate-Smart Agriculture: a review	2017	35	[14]
5.	Makate et al.	Farm household typology and adoption of climate-smart agriculture practices in smallholder farming systems of southern Africa	2018	28	[15]
6.	Aryal et al.	Agricultural sustainability under emerging climatic variability: the role of climate-smart agriculture and relevant policies in India	2020	27	[16]
7.	Zougmore et al.	Science-policy interfaces for sustainable climate-smart agriculture uptake: lessons learnt from national science-policy dialogue platforms in West Africa	2019	22	[17]
8.	Hammed et al.	Enhancing growth and yield of crops with nutrient-enriched organic fertilizer at wet and dry seasons in ensuring climate-smart agriculture	2019	21	[18]
9.	Khoza et al.	Understanding gender dimensions of climate-smart agriculture adoption in disaster-prone smallholder farming communities in Malawi and Zambia	2019	15	[19]
10.	Tran et al.	Determinants of adoption of climate-smart agriculture technologies in rice production in Vietnam	2019	14	[20]
11.	Brohm, & Klein	The concept of climate smart agriculture—a classification in sustainable theories	2020	14	[21]
12.	Mathews et al.	Climate-smart agriculture for sustainable agricultural sectors: The case of Mooifontein	2018	12	[22]
13.	Anuga et al.	Determinants of climate smart agriculture (CSA) adoption among smallholder food crop farmers in the Techiman Municipality, Ghana	2019	12	[23]
14.	Kadzere	Environmentally smart animal agriculture and integrated advisory services ameliorate the negative effects of climate change on production	2018	11	[24]
15.	Gangwar et al.	A conceptual framework of agroecological resource management system for climate-smart agriculture	2019	11	[25]
16.	Patle et al.	Climate-smart water technologies for sustainable agriculture: A review	2020	11	[26]
17.	Raile et al.	Political will and public will for climate-smart agriculture in Senegal: Opportunities for agricultural transformation	2019	9	[27]
18.	Jellason et al.	Understanding impacts and barriers to adoption of climate-smart agriculture (CSA) practices in North-Western Nigerian drylands	2021	8	[28]
19.	Ghosh	Climate-smart agriculture, productivity and food security in India	2019	7	[29]
20.	Zecca	The Use of Internet of Things for the Sustainability of the Agricultural Sector: The Case of Climate Smart Agriculture	2019	5	[30]

### 3.2. Visualization of climate smart agriculture topic area using VOSviewer

According to Al Husaeni and Nandiyanto [31], in the VOSviewer application, the minimum number of relationships is set by 2 terms. However, in this study, the minimum number of relationships in the VOSviewer between terms is 3. Therefore, the results obtained are 37 items with a total of 6 clusters. Research related to climate-smart agriculture based on visualization mapping analysis is divided into 6 clusters, namely:

- (i) Cluster 1 has 9 items, the 9 items are agriculture practice, agriculture productivity, agriculture sector, building resilience, climatic change, concern, emission, GHG, and incentive (See Figure 2).
  - (ii) Cluster 2 has 7 items, the 7 items are agriculture development, article, barrier, climate change mitigation, climate variability, farmers' perception, and global climate change (See Figure 3).
  - (iii) Cluster 3 has 7 items, the 7 items are agriculture organization, application, community, food, resource, solution, and transformation (see Figure 4).
  - (iv) Cluster 4 has 6 items, the 6 items are global warming, natural resource, problem, situation, soil, and term (See Figure 5).
  - (v) Cluster 5 has 5 items, the 5 items are adaptation, climate-smart agriculture, determinant, rice production, and water (See Figure 6).
  - (vi) Cluster 6 has 3 items, the 3 items are climate change impact, detail, and transition (See Figure 7).
- Cluster 1 is displayed in red, Cluster 2 is displayed in green, Cluster 3 is displayed in dark blue, Cluster 4 is displayed in yellow, Cluster 5 is displayed in purple, and Cluster 6 is displayed in light blue.

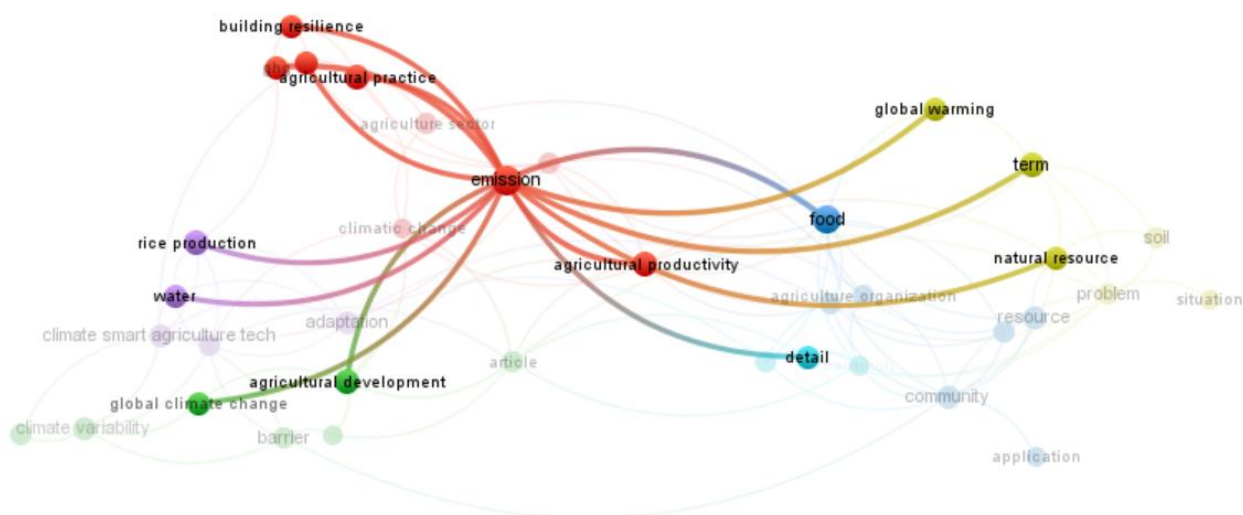


Figure 2. Cluster 1 Network visualization of climate-smart agriculture.

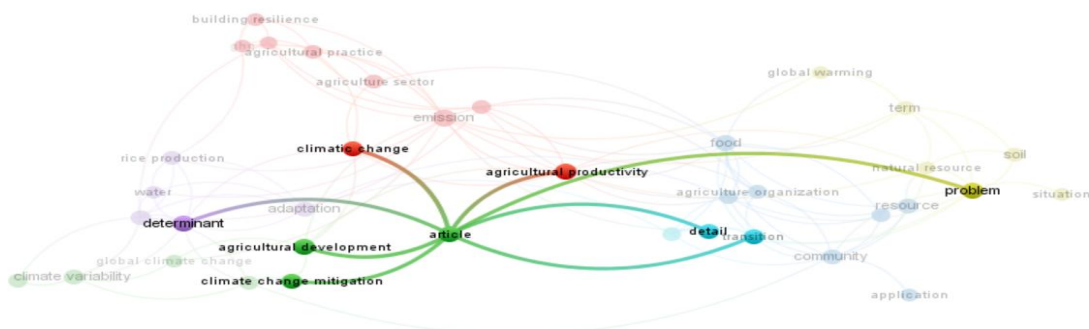
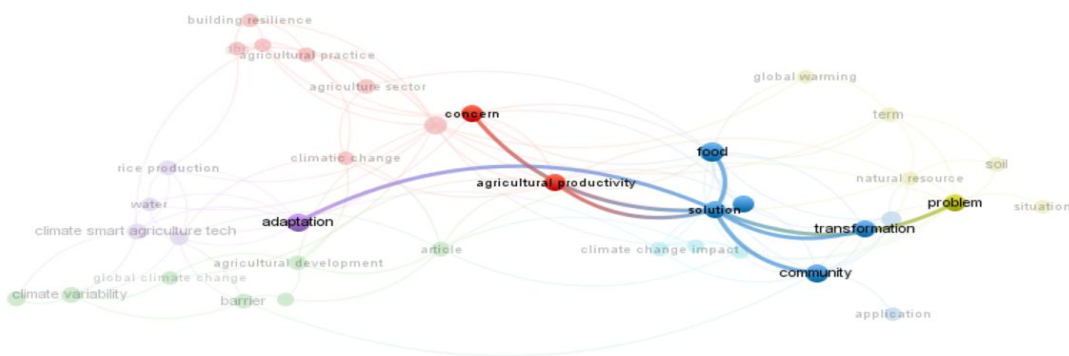
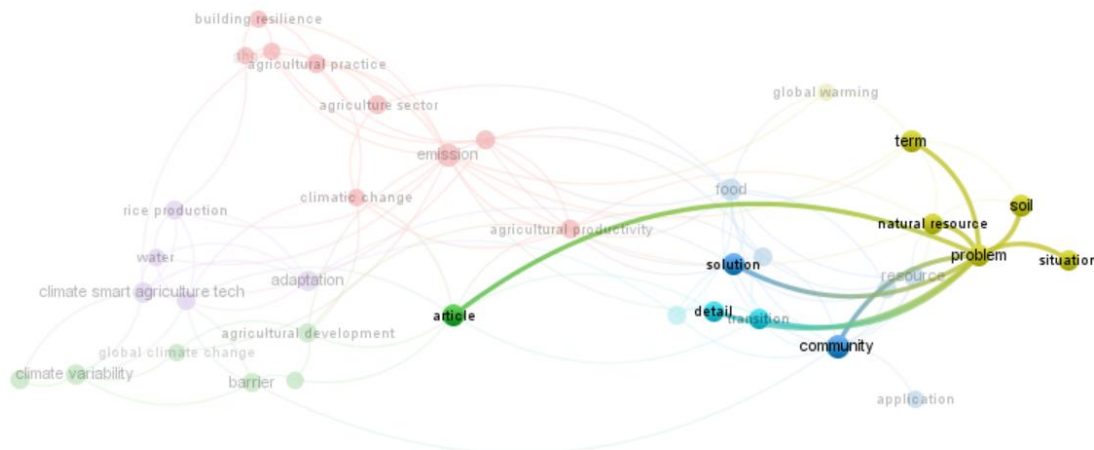


Figure 3. Cluster 2 Network visualization of climate-smart agriculture.

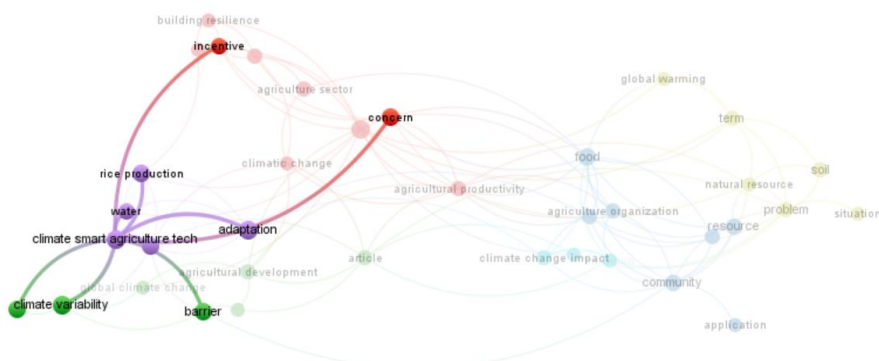




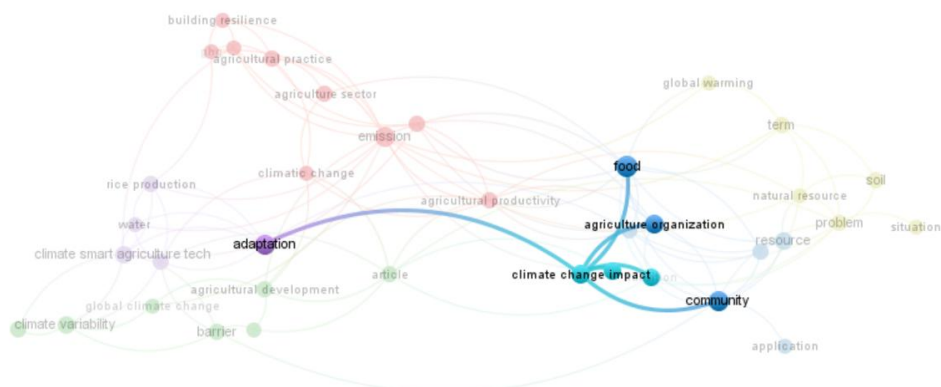
**Figure 4.** Cluster 3 Network visualization of climate-smart agriculture.



**Figure 5.** Cluster 4 Network visualization of climate-smart agriculture.



**Figure 6.** Cluster 5 Network visualization of climate-smart agriculture.



**Figure 7.** Cluster 6 Network visualization of climate-smart agriculture.

### 3.3. Network visualization climate-smart agriculture topic area using VOSviewer

In the VOSviewer application, the mapping of each term is divided into three types, one of which is Network Visualization. Network Visualization describes the relationship between terms on a map. The relationships that exist in the visualization network are depicted in networks or lines that go from one term to another. Figure 8 shows the Network Visualization of the term 'Climate Smart Agriculture' taken from the VOSviewer application. In Figure 8 there is a visualization of each cluster in each of the researched topic areas. As seen in Figure 8, climate-smart agriculture itself is included in cluster 5 with a total strength of 13 and an occurrence of 8. Climate-smart agriculture is connected to cluster 2, namely the term climate variability, and cluster 1, namely the terms incentive and concern.

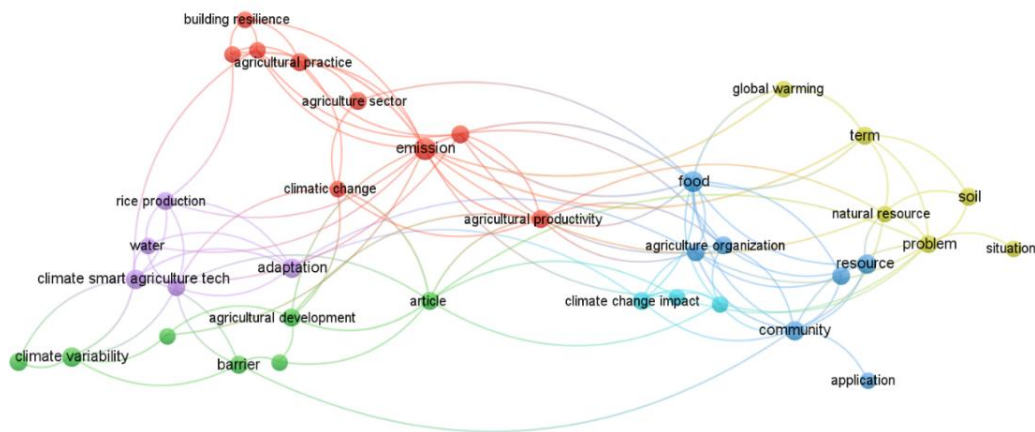


Figure 8. Network visualization of climate-smart agriculture.

### 3.4. Overlay visualization climate-smart agriculture topic area using VOSviewer

In addition to Network Visualization, the VOSviewer application also provides a mapping depiction in the form of an overlay. Mapping in the form of Overlay Visualization focuses on the novelty of a term in the research. The novelty of a term in research related to Climate-Smart Agriculture can be seen in Figure 9. In the Overlay Visualization type term mapping, it can be seen how popular a term is from year to year. In Overlay Visualization, different colors indicate the renewal of a term within a certain period. In this study, we use a period from 2017 to 2021. A darker color approaching purple means that research on a term is carried out closer to 2017. Meanwhile, a lighter color approaching yellow is a term that appears in recent research.

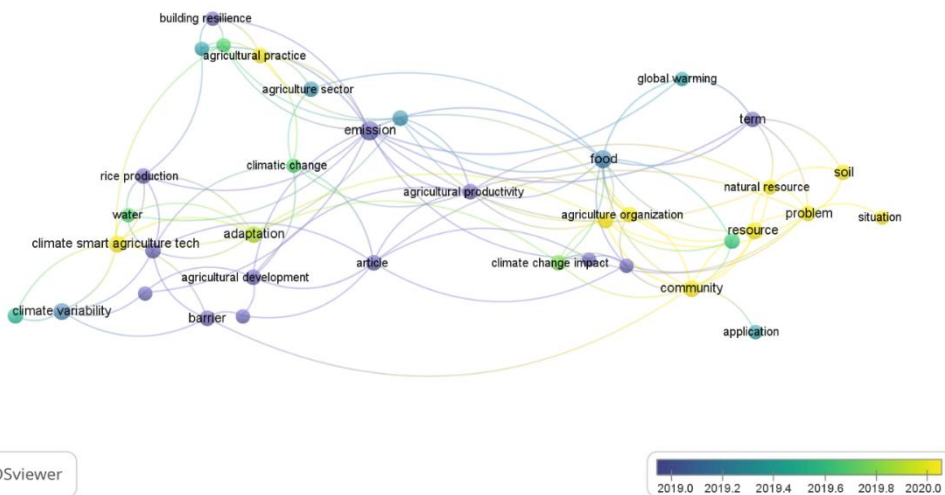
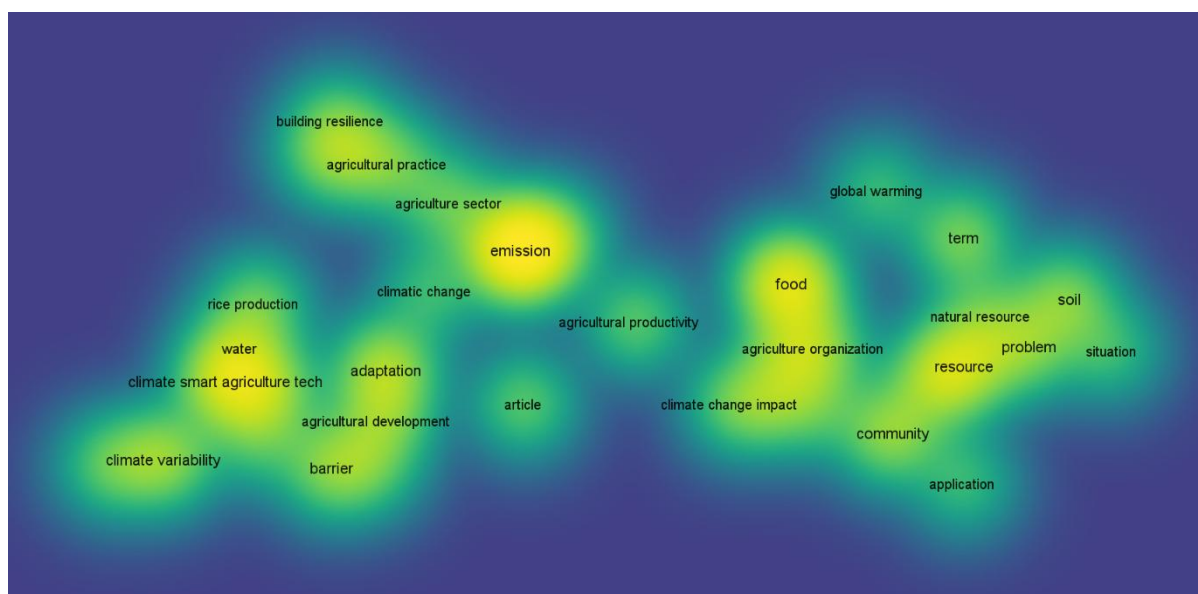


Figure 9. Overlay visualization of climate-smart agriculture.

Figure 9 shows an overlay visualization in which climate-smart agriculture is a highly sought-after research keyword following emissions and food. According to Figure 9, climate-smart agriculture is associated with 9 other terms. Terms related to the word climate-smart agriculture include incentive, concern, rice production, water, adaptation, barrier, climate variability, global climate change, and agricultural development. The overlay visualization shows the time the study was updated and the relationship between terms [31].

### 3.5. Density visualization of Climate-Smart Agriculture

The last type of mapping depiction contained in the VOSviewer application is Density Visualization. In this description, each term will be divided according to its popularity in research. Density Visualization of Climate-Smart Agriculture is shown in Figure 10. This type of mapping can be seen from the color that appears in a term. If the color that appears is getting lighter, research on that term is getting more popular or more. Conversely, if the color is getting darker or faded, research on that term is getting less or less frequent. In Figure 10, it can be seen that there are several yellow terms with a fairly large diameter. These terms are emission, climate-smart agriculture tech, food, and resources. This means that these terms are terms that are often used in existing studies. It can be seen in the image in Figure 10 that the density map shows the results of the analysis using all articles on climate-smart agriculture in 2017-2021. The map shows yellow patterns where the yellower the color, the denser the keywords, and the larger the diameter of the circle, meaning that they appear more often and if the colors on the map are fading or blending with the green background, it means that keywords appear less frequently [32-35]. This result also confirms the effectiveness of bibliometric analysis [36-55] to explore and visualize the current literature that can be used for deciding whether further research be done.



**Figure 10.** Density visualization of climate-smart agriculture.

## Conclusion

This study aims at examining bibliometric literature on climate-smart agriculture. The keyword "climate smart agriculture" was used to obtain the data, which is based on a topic area containing keywords, abstracts, and titles. After we filtered the data, 132 relevant articles were obtained. We used the VOSviewer software to generate the mapping data. The mapping data were generated into network, overlay, and density visualization. Based on the findings of the mapping and analysis using VOSviewer, it was discovered that agricultural research with the term

climate-smart agriculture was the most researched between 2017 and 2021. In this work, we used bibliometrics to identify major themes in each of the previous studies, which is valuable for assessing novelty in future research.

## References

- [1] L. Lipper, P. Thornton, B. M. Campbell, T. Baedeker, A. Braimoh, M. Bwalya, E. F. Torquebiau. "Climate-smart agriculture for food security", *Nature Climate Change*, 4(12) (2014) 1068-1072.
- [2] H. Azadi, S. M. Moghaddam, S. Burkart, H. Mahmoudi, S. Van Passel, A. Kurban, D. Lopez-Carr, "Rethinking resilient agriculture: From climate-smart agriculture to vulnerable-smart agriculture", *Journal of Cleaner Production*, 319 (2021) 128602.
- [3] A. B. D. Nandiyanto, M. K. Biddinika, F. Triawan. "How bibliographic dataset portrays decreasing number of scientific publications from Indonesia", *Indonesian Journal of Science and Technology*, 5(1) (2020) 154-175.
- [4] C. Cancino, J. M. Merigó, F. Coronado, Y. Dessouky, M. Dessouky. "Forty years of Computers & Industrial Engineering: A bibliometric analysis", *Computers and Industrial Engineering*, 113 (2017) 614-629.
- [5] N. J. Van Eck, L. Waltman. "Text mining and visualization using VOSviewer", *arXiv preprint arXiv:1109.2058*, (2011).
- [6] M. Morkunas, T. Balezentis. "Is agricultural revitalization possible through the climate-smart agriculture: a systematic review and citation-based analysis", *Management of Environmental Quality: An International Journal*, 33(3) (2021) 257-280.
- [7] M. Hrabanski, J. F. Le Coq. "Climatisation of agricultural issues in the international agenda through three competing epistemic communities: Climate-smart agriculture, agroecology, and nature-based solutions", *Environmental Science and Policy*, 127 (2022) 311-320.
- [8] R. Jagustović, G. Papachristos, R. B. Zougmore, J. H. Kotir, A. Kessler, M. Ouédraogo, K. M. Dittmer. "Better before worse trajectories in food systems? An investigation of synergies and trade-offs through climate-smart agriculture and system dynamics", *Agricultural Systems*, 190 (2021) 103131.
- [9] D. F. Al Husaeni, A. B. D. Nandiyanto. "Bibliometric using Vosviewer with Publish or Perish (using google scholar data): From step-bystep processing for users to the practical examples in the analysis of digital learning articles in pre and post Covid-19 pandemic", *ASEAN Journal of Science and Engineering*, 2(1) (2022) 19-46.
- [10] D. Yu, Z. Xu, X. Wang. "Bibliometric analysis of support vector machines research trend: a case study in China", *International Journal of Machine Learning and Cybernetics*, 11(3) (2020) 715-728.
- [11] M. Taylor. "Climate-smart agriculture: what is it good for? *The Journal of Peasant Studies*", 45(1) (2018) 89-107.
- [12] S. T. Partey, R. B. Zougmore, M. Ouédraogo, B. M. Campbell. "Developing climate-smart agriculture to face climate variability in West Africa: challenges and lessons learnt", *Journal of cleaner Production*, 187 (2018) 285-295.
- [13] C. Makate, M. Makate, N. Mango, S. Siziba. "Increasing resilience of smallholder farmers to climate change through multiple adoption of proven climate-smart agriculture innovations. Lessons from Southern Africa", *Journal of Environmental Management*, 231 (2019) 858-868.
- [14] A. Chandra, K. E. McNamara, P. Dargusch. "The relevance of political ecology perspectives for smallholder Climate-Smart Agriculture: A review", *Journal of political ecology*, 24(1) (2017) 821-842.
- [15] M. Makate, N. Nelson, C. Makate. "Farm household typology and adoption of climate-smart agriculture practices in smallholder farming systems of southern Africa", *African Journal of Science, Technology, Innovation and Development*, 10(4) (2018) 421-439.

- [16] J. P. Aryal, T. B. Sapkota, D. B. Rahut, M. L. Jat. "Agricultural sustainability under emerging climatic variability: the role of climate-smart agriculture and relevant policies in India", *International Journal of Innovation and Sustainable Development*, 14(2) (2020) 219-245.
- [17] R. B. Zougmore, S. T. Partey, E. Totin, M. Ouédraogo, P. Thornton, N. Karbo, B. M. Campbell. "Science-policy interfaces for sustainable climate-smart agriculture uptake: lessons learnt from national science-policy dialogue platforms in West Africa", *International Journal of Agricultural Sustainability*, 17(5) (2019) 367-382.
- [18] T. B. Hamed, E. O. Olorunoba, G. R. E. E. Ana. "Enhancing growth and yield of crops with nutrient-enriched organic fertilizer at wet and dry seasons in ensuring climate-smart agriculture", *International Journal of Recycling of Organic Waste in Agriculture*, 8(1) (2019) 81-92.
- [19] S. Khoza, D. Van Niekerk, L. D. Nemaconde. "Understanding gender dimensions of climate-smart agriculture adoption in disaster-prone smallholder farming communities in Malawi and Zambia", *Disaster Prevention and Management: An International Journal*, 28(5) (2019) 530-547.
- [20] N. L. D. Tran, R. F. Rañola, B. O. Sander, W. Reiner, D. T. Nguyen, N. K. N. Nong. "Determinants of adoption of climate-smart agriculture technologies in rice production in Vietnam", *International Journal of Climate Change Strategies and Management*, 12(2) (2019) 238-256.
- [21] K. A. Brohm, S. Klein. "The concept of climate smart agriculture—a classification in sustainable theories", *International Journal for Quality Research*, 14(1) (2020) 291-302.
- [22] J. A. Mathews, G. J. Wentink, L. Kruger. "Climate-smart agriculture for sustainable agricultural sectors: The case of Mooifontein", *Jàmbá: Journal of Disaster Risk Studies*, 10(1) (2018) 1-10.
- [23] S. W. Anuga, C. Gordon, E. Boon, J. M. I. Surugu. "Determinants of climate smart agriculture (CSA) adoption among smallholder food crop farmers in the Techiman Municipality, Ghana", *Ghana Journal of Geography*, 11(1) (2019) 124-139.
- [24] C. T. Kadzere. "Environmentally smart animal agriculture and integrated advisory services ameliorate the negative effects of climate change on production", *South African Journal of Animal Science*, 48(5) (2018) 842-857.
- [25] D. S. Gangwar, S. Tyagi, S. K. Soni. "A conceptual framework of agroecological resource management system for climate-smart agriculture", *International Journal of Environmental Science and Technology*, 16(8) (2019) 4123-4132.
- [26] G. T. Patle, M. Kumar, M. Khanna. "Climate-smart water technologies for sustainable agriculture: A review", *Journal of Water and Climate Change*, 11(4) (2020) 1455-1466.
- [27] E. D. Raile, L. M. Young, A. Sarr, S. Mbaye, A. N. Raile, L. Wooldridge, L. A. Post. "Political will and public will for climate-smart agriculture in Senegal: Opportunities for agricultural transformation", *Journal of Agribusiness in Developing and Emerging Economies*, 9(1) (2019) 44-62.
- [28] N. P. Jellason, J. S. Conway, R. N. Baines. "Understanding impacts and barriers to adoption of climate-smart agriculture (CSA) practices in North-Western Nigerian drylands", *Journal of Agricultural Education and Extension*, 27(1) (2021) 55-72.
- [29] M. Ghosh. "Climate-smart agriculture, productivity and food security in India", *Journal of Development Policy and Practice*, 4(2) (2019) 166-187.
- [30] F. Zecca, "The use of internet of things for the sustainability of the agricultural sector: the case of climate smart agriculture", *International Journal of Civil Engineering and Technology*, 10(3) (2019) 494-501.
- [31] D. F. Al Husaeni, A. B. D. Nandiyanto. "Mapping visualization analysis of computer science research data in 2017-2021 on the google scholar database with vosviewer", *International Journal of Informatics, Information System and Computer Engineering (INJIISCOM)*, 3(1) (2023) 1-18.

- [32] R. Gabriella, M. A. N. Zen, F. I. Haq, S. R. Putri, A. B. D. Nandiyanto. "Techno-economic analysis of nife<sub>2</sub>o<sub>4</sub> nanoparticle industry using sonochemical synthesis method", *International Journal of Research and Applied Technology (INJURATECH)*, 1(2) (2021) 65-75.
- [33] M. K. Sott, L. D. S. Nascimento, C. R. Foguesatto, L. B. Furstenau, K. Faccin, P. A. Zawislak, N. L. Bragazzi. "A bibliometric network analysis of recent publications on digital agriculture to depict strategic themes and evolution structure", *Sensors*, 21(23) (2021) 7889.
- [34] P. M. Barasa, C. M. Botai, J. O. Botai, T. Mabhaudhi. "A review of climate-smart agriculture research and applications in Africa", *Agronomy*, 11(6) (2021) 1255.
- [35] A. Abdollahi, K. Rejeb, A. Rejeb, M. M. Mostafa, S. Zailani. "Wireless sensor networks in agriculture: insights from bibliometric analysis", *Sustainability*, 13(21) (2021) 12011.
- [36] D.N. Al Husaeni, A.B.D. Nandiyanto. "A bibliometric analysis of vocational school keywords using vosviewer". *ASEAN Journal of Science and Engineering Education*, 3(1) (2023), 1-10.
- [37] R. Ragadhita, A.B.D. Nandiyanto. "Computational bibliometric analysis on publication of techno-economic education". *Indonesian Journal of Multidisciplinary Research*, 2(1) (2022), 213-220.
- [38] A.B.D. Nandiyanto, D.N. Al Husaeni, D. F. Al Husaeni. "A bibliometric analysis of chemical engineering research using vosviewer and its correlation with covid-19 pandemic condition". *Journal of Engineering Science and Technology*, 16(6) (2021), 4414-4422.
- [39] S. A. Nugraha, A.B.D. Nandiyanto. "Bibliometric analysis of magnetite nanoparticle production research during 2017-2021 using Vosviewer". *Indonesian Journal of Multidisciplinary Research*, 2(2) (2022) 327-332.
- [40] A. Fauziah, A.B.D. Nandiyanto. "A bibliometric analysis of nanocrystalline cellulose production research as drug delivery system using VOSviewer". *Indonesian Journal of Multidisciplinary Research*, 2(2) (2022), 333-338.
- [41] D.N. Al Husaeni, A.B.D. Nandiyanto. "Bibliometric analysis of high school keyword using VOSviewer indexed by google scholar". *Indonesian Journal of Educational Research and Technology*, 3(1) (2023) 1-12.
- [42] A.P. Shidiq. "A bibliometric analysis of nano metal-organic frameworks synthesis research in medical science using VOSviewer". *ASEAN Journal of Science and Engineering*, 3(1) (2023) 31-38.
- [43] M. D. H. Wirzal, Z.A. Putra. "What is the correlation between chemical engineering and special needs education from the perspective of bibliometric analysis using VOSviewer Indexed by Google Scholar", *Indonesian Journal of Community and Special Needs Education*, 2(2) (2022) 103-110.
- [44] D.N. Al Husaeni, A.B.D. Nandiyanto, and R. Maryanti. "Bibliometric analysis of special needs education keyword using VOSviewer indexed by Google Scholar". *Indonesian Journal of Community and Special Needs Education*, 3(1) (2023) 1-10.
- [45] I.B. Mulyawati, D.F. Ramadhan. "Bibliometric and visualized analysis of scientific publications on geotechnics fields". *ASEAN Journal of Science and Engineering Education*, 1(1) (2021) 37-46.
- [46] D.N. Al Husaeni, A.B.D. Nandiyanto. "A bibliometric analysis of vocational school keywords using vosviewer". *ASEAN Journal of Science and Engineering Education*, 3(1) (2023) 1-10.
- [47] I. Hamidah, S. Sriyono, M.N. Hudha. "A bibliometric analysis of Covid-19 research using VOSviewer". *Indonesian Journal of Science and Technology*, 5(2) (2020) 209-216.
- [48] M. Setiyo, D. Yuvenda, O.D. Samue. "The concise latest report on the advantages and disadvantages of pure biodiesel (B100) on engine performance: Literature review and bibliometric analysis". *Indonesian Journal of Science and Technology*, 6(3) (2021) 469-490.
- [49] H. Soegoto, E.S. Soegoto, S. Luckyardi, A.A. Rafdhi. "A bibliometric analysis of management bioenergy research using vosviewer application". *Indonesian Journal of Science and Technology*, 7(1) (2022) 89-104.

- [50] A.B.D. Nandiyanto, D.F. Al Husaeni, R. Ragadhita “Bibliometric data analysis of research on resin-based brake-pads from 2012 to 2021 using VOSviewer mapping analysis computations”. *ASEAN Journal for Science and Engineering in Materials*, 2(1) (2023) 35-44.
- [50] N. A. H. M. Nordin. “Correlation between process engineering and special needs from bibliometric analysis perspectives”. *ASEAN Journal of Community and Special Needs Education*, 1(1) (2022) 9-16.
- [51] M.R. Bilad. “Bibliometric analysis for understanding the correlation between chemistry and special needs education using vosviewer indexed by google”. *ASEAN Journal of Community and Special Needs Education*, 1(2) (2022) 61-68.
- [52] H. Sudarjat. “Computing bibliometric analysis with mapping visualization using vosviewer on “pharmacy” and “special needs” research data in 2017-2021”. *ASEAN Journal of Community and Special Needs Education*, 2(1) (2023) 1-8.
- [53] A. S. Shidiq, A. Permanasari, and S. H. Hernani. “The use of simple spectrophotometer in STEM education: A bibliometric analysis”, *Moroccan Journal of Chemistry*, 9(2) (2021) 290-300.
- [54] S. Luckyardi, R. Hurriyati, D. Disman, P.D. Dirgantari. “The influence of applying green marketing mix by chemical industries: Vosviewer analysis”. *Moroccan Journal of Chemistry*, 10(1) (2022) 73-90.
- [55] H. Saputra, C.N. Albar, D.S. Soegoto. “Bibliometric analysis of computational chemistry research and its correlation with covid-19 pandemic”. *Moroccan Journal of Chemistry*, 10(1) (2022) 37-49.
-